

KATA-KATA ALUAN KETUA PENGARAH KEBAJIKAN MASYARAKAT



Assalamualaikum w. b. t. dan Salam Sejahtera.

Alhamdulillah, syukur ke hadrat Allah S.W.T atas keizinanNya, Buku Tahunan Perangkaan Jabatan Kebajikan Masyarakat (JKM) 2015 berjaya diterbitkan.

Selaras dengan usia 70 tahun Jabatan dalam perkhidmatan sosial, kelahiran Buku Tahunan Perangkaan ini jelas menunjukkan kematangan JKM. Kematangan ini terserlah melalui pembentukan indikator sosial yang memenuhi keperluan agensi kerajaan, swasta, ahli akademik dan individu untuk tujuan penyelidikan. Buku ini merupakan himpunan data-data yang komprehensif dan terkini bagi tahun 2015 berkaitan perkhidmatan di bawah JKM. Buku Tahunan Perangkaan ini terbahagi kepada tiga (3) bahagian iaitu Bahagian A: Maklumat Asas, Bahagian B: Perkhidmatan Luar dan Bahagian C: Perkhidmatan Institusi. Data daripada ketiga-tiga Bahagian ini merupakan input penting kepada dasar dan perancangan dalam pembangunan sosioekonomi negara serta membantu dalam pencapaian pelaksanaan Rancangan Malaysia Ke-11 yang bertemakan Pertumbuhan Berpaksikan Rakyat di bawah Teras Strategik Pertama iaitu Memperkukuh Inklusiviti Kumpulan Sasar ke Arah Masyarakat yang Saksama. Selain itu, buku ini menzahirkan kerelevanan Jabatan dalam memberikan perkhidmatan yang terbaik kepada kumpulan sasaran selari dengan Gagasan 1Malaysia: Rakyat Didahulukan Pencapaian Diutamakan dan Program Transformasi Nasional ke arah menjadi negara maju menjelang tahun 2020.

Seiring dengan perkembangan teknologi masa kini, buku perangkaan tahunan ini boleh diakses dan dimuat turun melalui laman web Jabatan di alamat www.jkm.gov.my. Diharapkan penerbitan Buku Tahunan Perangkaan JKM 2015 ini boleh dijadikan sebagai repositori ilmu dan memberi manfaat kepada semua lapisan masyarakat.

Akhir kata, saya merakamkan setinggi-tinggi penghargaan kepada semua pihak yang terlibat dalam penerbitan Buku Perangkaan Tahunan JKM 2015. Sebarang komen dan cadangan amat dialu - alukan bagi menambah baik penerbitan ini pada masa akan datang.

Sekian, terima kasih.

“BERKAT BERJASA”



Alhamdulillah, praise be to Allah S.W.T for His blessings, the Department of Social Welfare (DSW) Statistics Yearbook 2015 is finally published.

In line with the age of 70 years of the Department in social services, the Statistics Report birth meets the DSW maturity. This maturity is evident through the establishment of social indicators to meet the needs of government agencies, private sector, academicians and individuals for research purposes. This book is a compilation of comprehensive and up to date data for 2015 related services under the Social Welfare Department. The Statistics Report is divided into three (3) parts, namely Part A: Basic Information, Part B: External Services and Part C: Institutional Services. Data from the three parts are a vital input for policy and planning of the national socio-economic development and to assist in achieving the implementation of the 11th Malaysia Plan based on the theme Anchoring Growth on People under the first Strategic Thrust i.e. Enhancing Inclusiveness Towards an Equitable Society. In addition, this book discloses the relevance of the Department in providing the best services to the target groups in line with the 1Malaysia Concept: People First, Performance Now and the National Transformation Programme towards becoming a developed nation by the year 2020.

Along with current technological development, this statistical report can be accessed and downloaded through the Department's website at www.jkm.gov.my. It is hoped that the DSW Statistics Report 2015 can serve as a repository of knowledge and beneficial to all level of society.

Lastly, I would like to express my appreciation to all those involved in the publication of the DSW Statistics Report 2015. I would also like to take this opportunity to welcome any comments and suggestions to improve this publication in future.

Thank you.

“BLESSING OF GOOD DEEDS”



DATO' HJ. ZULKIPLY BIN RAMLI

ISI KANDUNGAN / CONTENTS

KATA ALUAN / FOREWORD	1
ISI KANDUNGAN / CONTENTS	2
SIMBOL DAN SINGKATAN / SYMBOLS AND ABBREVIATION	12
SENARAI CARTA / CHART LIST	13
CARTA 1 : JUMLAH PENDUDUK MENGIKUT KUMPULAN UMUR BAGI TAHUN 2000, 2010 DAN 2015 <i>Chart 1 : Population by Age Group for Year 2000, 2010 & 2015</i>	14
CARTA 2 : JUMLAH PENDUDUK MENGIKUT JANTINA DAN NEGERI BAGI TAHUN 2015 <i>Chart 2 : Population by Sex and State, 2015</i>	15
CARTA 3 : JUMLAH BILANGAN KES PENERIMA BANTUAN KEBAJIKAN, 2013 – 2015 <i>Chart 3 : Recipients of Financial Assistance, 2013 - 2015</i>	16
CARTA 4 : JUMLAH RM PENERIMA BANTUAN KEBAJIKAN TAHUN 2013-2015 <i>Chart 3 : Total (RM) of Financial Assistance, 2013 - 2015</i>	17
CARTA 5 : JUMLAH PENERIMA BANTUAN KEBAJIKAN MENGIKUT NEGERI, TAHUN 2015 <i>Chart 5 : Recipients of Financial Assistance by State, 2015</i>	18
CARTA 6 : JUMLAH PENERIMA BANTUAN KEBAJIKAN MENGIKUT NEGERI, TAHUN 2013-2015 <i>Chart 6 : Recipients of Financial Assistance by State, 2013-2015</i>	19
CARTA 7 : KES KANAK-KANAK YANG MEMERLUKAN PERLINDUNGAN DAN PEMULIHAN MENGIKUT JANTINA, 2013-2015 <i>Chart 7 : Children In Need of Protection and Rehabilitation by Sex, 2013-2015</i>	20
CARTA 8 : PERATUS KES KANAK-KANAK YANG MEMERLUKAN PERLINDUNGAN DAN PEMULIHAN MENGIKUT ETNIK, 2015 <i>Chart 8 : Percentage of Children In Need of Protection and Rehabilitation by Ethnic, 2015</i>	21
CARTA 9 : KES KANAK-KANAK TERLIBAT DENGAN JENAYAH MENGIKUT JANTINA, 2013 - 2015 <i>Chart 9 : Children Involved In Crime by Sex, 2010-2015</i>	22
CARTA 10 : PERATUS KES KANAK-KANAK TERLIBAT DENGAN JENAYAH MENGIKUT KUMPULAN ETNIK, 2015 <i>Chart 10 : Percentage of Children Involved In Crime by Ethnic Group, 2015</i>	23
CARTA 11 : KES KANAK-KANAK YANG MEMERLUKAN PEMELIHARAAN DAN PERLINDUNGAN MENGIKUT JANTINA, 2013-2015 <i>Chart 11 : Children In Need of Care and Protection by Sex, 2013-2015</i>	24
CARTA 12 : PERATUS KES KANAK-KANAK YANG MEMERLUKAN PEMELIHARAAN DAN PERLINDUNGAN MENGIKUT ETNIK, 2015 <i>Chart 12 : Percentage of Children In Need of Care and Protection by Ethnic Group, 2015</i>	25
CARTA 13 : PERATUS KES KANAK-KANAK TIDAK TERKAWAL MENGIKUT KUMPULAN ETNIK, 2015 <i>Chart 13 : Percentage of Children Beyond Control by Ethnic Group, 2015</i>	26
CARTA 14 : BILANGAN KES PESALAH MUDA MENGIKUT NEGERI, 2015 <i>Chart 14 : Cases of Youth Offenders by State, 2015</i>	27

CARTA 15 <i>Chart 15</i>	: KES KEGANASAN RUMAHTANGGA YANG DILAPORKAN KE JKM MENGIKUT JANTINA, 2013 – 2015 : <i>Cases of Domestic Violence by Sex, 2013 - 2015</i> INSTITUSI JKM MENGIKUT JANTINA , 2015	28
CARTA 16 <i>Chart 16</i>	: JUMLAH KES ORANG PAPA MENGIKUT JANTINA DAN KATEGORI, 2015 : <i>Cases of Destitute Persons by Sex and Category, 2015</i>	29
CARTA 17 <i>Chart 17</i>	: JUMLAH KES ORANG PAPA MENGIKUT KUMPULAN ETNIK, 2015 : <i>Cases of Destitute Persons by Ethnic Group, 2015</i>	30
CARTA 18 <i>Chart 18</i>	: JUMLAH PENDAFTARAN OKU , 2013 - 2015 : <i>Registration of Persons With Disabilities (PWD's), 2013-2015</i>	31
CARTA 19 <i>Chart 19</i>	: PERATUS PENDAFTARAN OKU MENGIKUT JENIS KECACATAN , 2015 : <i>Percentage of PWD's by Category of Disabilities, 2015</i>	32
CARTA 20 <i>Chart 20</i>	: PERATUS PENGHUNI/PELATIH DI INSTITUSI JKM MENGIKUT ETNIK , 2015 : <i>Percentage of Inmates/Trainees at Institution by Ethnic Group, 2015</i>	33
CARTA 21 <i>Chart 21</i>	: PERATUS BILANGAN PENGHUNI/PELATIH DI INSTITUSI JKM MENGIKUT JANTINA , 2015 : <i>Percentage of Inmates/Trainees at Institution by Sex, 2015</i>	34

BAHAGIAN A : MAKLUMAT ASAS / SECTION A BASIC INFORMATION

1. PENDUDUK / POPULATION

JADUAL 1.1 <i>Table 1.1</i>	: PENDUDUK MENGIKUT NEGERI DAN JANTINA, MALAYSIA : <i>Population by State and Sex, Malaysia</i>	39
JADUAL 1.2 <i>Table 1.2</i>	: PENDUDUK MENGIKUT KUMPULAN UMUR DAN JANTINA, MALAYSIA : <i>Population by Age Group and Sex, Malaysia</i>	40
JADUAL 1.3 <i>Table 1.3</i>	: PENDUDUK MENGIKUT KUMPULAN UMUR DAN JANTINA, MALAYSIA : <i>Population by Age Group and Sex, Malaysia</i>	41

BAHAGIAN B : PERKHIDMATAN LUAR / FIELD SERVICES

1. PERKHIDMATAN BANTUAN / FINANCIAL ASSISTANCE SERVICES

JADUAL 1.1 <i>Table 1.1</i>	: BANTUAN KEWANGAN MENGIKUT NEGERI, 2013-2015 : <i>Financial Assistance by State, 2013-2015</i>	47
JADUAL 1.2 <i>Table 1.2</i>	: BANTUAN KEWANGAN MENGIKUT SKIM BAGI TAHUN 2013-2015 : <i>Financial Assistance by Scheme, 2013-2015</i>	48
JADUAL 1.3 <i>Table 1.3</i>	: BANTUAN KEWANGAN MENGIKUT ETNIK BAGI TAHUN 2013-2015 : <i>Financial Assistance by Ethnic, 2013-2015</i>	49

1.1 : BANTUAN KANAK-KANAK (BKK) / Financial Assistance for Children

JADUAL 1.1 (a) <i>Table 1.1 (a)</i>	: BANTUAN KANAK-KANAK MENGIKUT NEGERI, 2013-2015 : <i>Financial Assistance for Children by State, 2013-2015</i>	53
JADUAL 1.1 (b) <i>Table 1.1 (b)</i>	: (a)BANTUAN KANAK-KANAK MENGIKUT KUMPULAN ETNIK, 2013-2015 : <i>Financial Assistance for Children by Ethnic, 2013-2015</i>	54

1.2 BANTUAN ORANG TUA (BOT) / <i>Financial Assistance for Older Person</i>	
JADUAL 1.2 (a) : BANTUAN ORANG TUA MENGIKUT NEGERI, 2013-2015	57
Table 1.2 (a) : <i>Financial Assistance for Older Person by State, 2013-2015</i>	
JADUAL 1.2 (b) : BANTUAN ORANG TUA MENGIKUT KUMPULAN ETNIK, 2013-2015	58
Table 1.2 (b) : <i>Financial Assistance for Older Person by Ethnic Group, 2013-2015</i>	
1.3. BANTUAN ANAK PELIHARA (BAP) / <i>Financial Assistance for Foster Children</i>	
JADUAL 1.3 (a) : BANTUAN ANAK PELIHARA MENGIKUT NEGERI, 2013-2015	61
Table 1.3 (a) : <i>Financial Assistance for Foster Children by State, 2013-2015</i>	
JADUAL 1.3 (b) : BANTUAN ANAK PELIHARA MENGIKUT KUMPULAN ETNIK, 2013-2015	62
Table 1.3 (b) : <i>Financial Assistance for Foster Children by Ethnic, 2013-2015</i>	
1.4. ELAUN PEKERJA CACAT (EPC) / <i>Allowance for Disabled Workers</i>	
JADUAL 1.4 (a) : ELAUN PEKERJA CACAT MENGIKUT NEGERI, 2013-2015	65
Table 1.4 (a) : <i>Allowance for Disabled Workers by State, 2013-2015</i>	
JADUAL 1.4 (b) : ELAUN PEKERJA CACAT MENGIKUT KUMPULAN ETNIK, 2013-2015	66
Table 1.4 (b) : <i>Allowance for Disabled Workers by Ethnic Group, 2013-2015</i>	
1.5. BANTUAN AM (BA) / <i>Public Assistance</i>	
JADUAL 1.5 (a) : BANTUAN AM MENGIKUT NEGERI, 2013-2015	69
Table 1.5 (a) : <i>Public Assistance by State, 2013-2015</i>	
JADUAL 1.5 (b) : BANTUAN AM MENGIKUT KUMPULAN ETNIK, 2013-2015	70
Table 1.5 (b) : <i>Public Assistance by Ethnic Group, 2013-2015</i>	
JADUAL 1.5 (c) : BANTUAN AM MENGIKUT KATEGORI PENERIMA, 2013-2015	71
Table 1.5 (c) : <i>Public Assistance by Category, 2013-2015</i>	
1.6. GERAN PELANCARAN (GP) / <i>Launching Grants</i>	
JADUAL 1.6 (a) : GERAN PELANCARAN MENGIKUT NEGERI, 2013-2015	75
Table 1.6 (a) : <i>Launching Grants by State, 2013-2015</i>	
JADUAL 1.6 (b) : GERAN PELANCARAN MENGIKUT KUMPULAN ETNIK, 2013-2015	76
Table 1.6 (b) : <i>Launching Grants by Ethnic Group, 2013-2015</i>	
JADUAL 1.6 (c) : GERAN PELANCARAN MENGIKUT KATEGORI PENERIMA, 2009-2012	77
Table 1.6 (c) : <i>Launching Grants by Category, 2013-2015</i>	
1.7. BANTUAN ALAT TIRUAN / <i>SOKONGAN (AT) / Financial Assistance of Artificial / Assistive Devices</i>	
JADUAL 1.7 (a) : BANTUAN ALAT TIRUAN / SOKONGAN MENGIKUT NEGERI, 2013-2015	81
Table 1.7 (a) : <i>Financial Assistance of Artificial / Assistive Devices by State, 2013-2015</i>	
JADUAL 1.7 (b) : BANTUAN ALAT TIRUAN / SOKONGAN MENGIKUT KUMPULAN ETNIK, 2013-2015	82
Table 1.7 (b) : <i>Financial Assistance of Artificial / Assistive Devices by Ethnic Group, 2013-2015</i>	

JADUAL 1.7 (c)	: BANTUAN ALAT TIRUAN / SOKONGAN MENGIKUT JENIS ALAT TIRUAN, 2013-2015	83
Table 1.7 (c)	: <i>Financial Assistance of Artificial /Assistive Devices by Item, 2013-2015</i>	
1.8. ELAUN PERANTIS / <i>Apperanticeship Allowances</i>		
JADUAL 1.8 (a)	: ELAUN PERANTIS MENGIKUT NEGERI, 2013-2015	87
Table 1.8 (a)	: <i>Apperanticeship Allowance by State, 2013-2015</i>	
JADUAL 1.8 (b)	: ELAUN PERANTIS KUMPULAN ETNIK, 2013-2015	88
Table 1.8 (b)	: <i>Apperanticeship Allowance by Ethnic Group, 2013-2015</i>	
1.9. BANTUAN OKU TERLANTAR/PESAKIT KRONIK TERLANTAR (BPT) / <i>Financial Assistance for Carers of The Bed-Ridden and Chronically Ill</i>		
JADUAL 1.9 (a)	: BANTUAN OKU TERLANTAR/PESAKIT KRONIK TERLANTAR MENGIKUT NEGERI, 2013-2015	91
Table 1.9 (a)	: <i>Financial Assistance for the Carers of The Bed-Ridden and Chronically Ill by State, 2013-2015</i>	
JADUAL 1.9 (b)	: BANTUAN OKU TERLANTAR/PESAKIT KRONIK TERLANTAR MENGIKUT KUMPULAN ETNIK, 2013-2015	92
Table 1.9 (b)	: <i>Financial Assistance for the Carers of The Bed-Ridden and Chronically Ill by Ethnic Group, 2013-2015</i>	
1.10. BANTUAN OKU TIDAK BERUPAYA BEKERJA (BTB) / <i>Financial Assistance for PWD's Incapable of Work</i>		
JADUAL 1.10 (a)	: BANTUAN OKU TIDAK BERUPAYA BEKERJA (BTB) MENGIKUT NEGERI, 2013-2015	95
Table 1.10 (a)	: <i>Financial Assistance for PWD's Incapable of Work by State, 2013-2015</i>	
JADUAL 1.10 (b)	: BANTUAN OKU TIDAK BERUPAYA BEKERJA (BTB) MENGIKUT KUMPULAN ETNIK, 2013-2015	96
Table 1.10 (b)	: <i>Financial Assistance for PWD's Incapable of Work by Ethnic Group, 2013-2015</i>	
2. KANAK-KANAK YANG MEMERLUKAN PERLINDUNGAN DAN PEMULIHAN / <i>CHILDREN IN NEED OF PROTECTION AND REHABILITATION</i>		
JADUAL 2.1	: KANAK-KANAK YANG MEMERLUKAN PERLINDUNGAN DAN PEMULIHAN MENGIKUT NEGERI DAN JANTINA, 2015	99
Table 2.1	: <i>Children In Need of Protection and Rehabilitation by State and Sex, 2015</i>	
JADUAL 2.2	: KANAK-KANAK YANG MEMERLUKAN PERLINDUNGAN DAN PEMULIHAN MENGIKUT KUMPULAN ETNIK DAN JANTINA, 2015	100
Table 2.2	: <i>Children In Need of Protection and Rehabilitation by Ethnic Group and Sex, 2015</i>	
JADUAL 2.3	: KANAK-KANAK YANG MEMERLUKAN PERLINDUNGAN DAN PEMULIHAN MENGIKUT JENIS KES DAN JANTINA, 2015	101
Table 2.3	: <i>Children In Need of Protection and Rehabilitation by Type of Cases and Sex, 2015</i>	
3. KANAK-KANAK TERLIBAT DENGAN JENAYAH / <i>CHILDREN INVOLVED IN CRIME</i>		
JADUAL 3.1	: KANAK-KANAK TERLIBAT DENGAN JENAYAH MENGIKUT NEGERI DAN JANTINA, 2015	105
Table 3.1	: <i>Children Involved In Crime by State and Sex, 2015</i>	
JADUAL 3.2	: KANAK-KANAK TERLIBAT DENGAN JENAYAH MENGIKUT KUMPULAN ETNIK DAN JANTINA, 2015	106
Table 3.2	: <i>Children Involved In Crime: Data by Ethnic Group and Sex, 2015</i>	
JADUAL 3.3	: KANAK-KANAK TERLIBAT DENGAN JENAYAH MENGIKUT JENIS KESALAHAN DAN JANTINA, 2015	107
Table 3.3	: <i>Children Involved In Crime: Data by Types of Crime and Sex, 2015</i>	
JADUAL 3.4	: KANAK-KANAK TERLIBAT DENGAN JENAYAH MENGIKUT JENIS KESALAHAN, KUMPULAN ETNIK DAN JANTINA, 2015	108
Table 3.4	: <i>Children Involved In Crime: Data by Types of Crime, Ethnic Group and Sex, 2015</i>	

JADUAL 3.5	: KANAK-KANAK TERLIBAT DENGAN JENAYAH MENGIKUT JENIS KESALAHAN, KUMPULAN UMUR DAN JANTINA, 2015	109
Table 3.5	: <i>Children Involved In Crime: Data by Types of Crime, Age Group and Sex, 2015</i>	
JADUAL 3.6	: KANAK-KANAK TERLIBAT DENGAN JENAYAH MENGIKUT PERINGKAT MAHKAMAH, KUMPULAN ETNIK DAN JANTINA, 2015	110
Table 3.6	: <i>Children Involved In Crime: Data by Categories of Court, Ethnic Group and Sex, 2015</i>	
JADUAL 3.7	: KANAK-KANAK TERLIBAT DENGAN JENAYAH MENGIKUT PENJAGA, 2015	111
Table 3.7	: <i>Children Involved In Crime : Data by Types of Carer, 2015</i>	
JADUAL 3.8	: KANAK-KANAK TERLIBAT DENGAN JENAYAH MENGIKUT JENIS KEDIAMAN, 2015	112
Table 3.8	: <i>Children Involved In Crime: Data by Type of Residence, 2015</i>	
4. KANAK-KANAK YANG MEMERLUKAN PEMELIHARAAN DAN PERLINDUNGAN / CHILDREN IN NEED OF CARE AND PROTECTION		
JADUAL 4.1	: KANAK-KANAK MEMERLUKAN PEMELIHARAAN DAN PERLINDUNGAN MENGIKUT PERUJUK, 2015	115
Table 4.1	: <i>Children In Need of Care and Protection: Data by Referral, 2015</i>	
JADUAL 4.2	: KANAK-KANAK MEMERLUKAN PEMELIHARAAN DAN PERLINDUNGAN MENGIKUT NEGERI DAN JANTINA, 2015	116
Table 4.2	: <i>Children In Need of Care and Protection: Data by State and Sex, 2015</i>	
JADUAL 4.3	: KANAK-KANAK MEMERLUKAN PEMELIHARAAN DAN PERLINDUNGAN MENGIKUT MENGIKUT ETNIK, JANTINA DAN JENIS KES, 2015	117
Table 4.3	: <i>Children In Need of Care and Protection: Data by Ethnic Group, Sex and Types of Cases, 2015</i>	
JADUAL 4.4	: KANAK-KANAK YANG MEMERLUKAN PEMELIHARAAN DAN PERLINDUNGAN MENGIKUT KUMPULAN ETNIK DAN JANTINA, 2015	118
Table 4.4	: <i>Children In Need of Care and Protection: Data by Ethnic Groups and Sex, 2015</i>	
JADUAL 4.5	: KANAK-KANAK YANG MEMERLUKAN PEMELIHARAAN DAN PERLINDUNGAN MENGIKUT PEMANGSA, 2015	119
Table 4.5	: <i>Children In Need of Care and Protection Data by Perpetrator, 2015</i>	
JADUAL 4.6	: KANAK-KANAK YANG MEMERLUKAN PEMELIHARAAN DAN PERLINDUNGAN MENGIKUT SEBAB PENGANIAYAAN, 2015	120
Table 4.6	: <i>Children In Need of Care and Protection Data by Caused Aspects, 2015</i>	
JADUAL 4.7	: KANAK-KANAK YANG MEMERLUKAN PEMELIHARAAN DAN PERLINDUNGAN MENGIKUT JENIS PEKERJAAN PENJAGA, 2015	121
Table 4.7	: <i>Children In Need of Care and Protection Data by Types of Carer Occupation, 2015</i>	
5. PERMOHONAN PENDAFTARAN PENGANGKATAN DAN PERMOHONAN PENGANGKATAN / CHILD ADOPTION		
JADUAL 5.1	: PERMOHONAN PENDAFTARAN PENGANGKATAN MELALUI JABATAN PENDAFTRAAN NEGARA (JPN) DAN PERMOHONAN PENGANGKATAN MELALUI MAHKAMAH, 2015	125
Table 5.1	: <i>Application for Registration of Adoption through The National Registration Department of Malaysia and Application for Legal Adoption through The Courts, 2015</i>	
6. KANAK-KANAK TIDAK TERKAWAL / CHILDREN BEYOND CONTROL		
JADUAL 6.1	: KANAK-KANAK TIDAK TERKAWAL MENGIKUT NEGERI DAN JANTINA, 2015	129
Table 6.1	: <i>Children Beyond Control by State and Sex, 2015</i>	
JADUAL 6.2	: KANAK-KANAK TIDAK TERKAWAL MENGIKUT KUMPULAN ETNIK DAN JANTINA, 2015	130
Table 6.2	: <i>Children Beyond Control by Ethnic Group and Sex, 2015</i>	
7. PERINTAH KHIDMAT MASYARAKAT (PKM) / COMMUNITY SERVICE ORDER		
JADUAL 7.1	: BILANGAN KES BARU PESALAH MUDA MENGIKUT NEGERI DAN JANTINA, 2015	133
Table 7.1	: <i>Cases of Youth Offenders by State and Sex, 2015</i>	

JADUAL 7.2 <i>Table 7.2</i>	: BILANGAN KES BARU PESALAH MUDA MENGIKUT KUMPULAN ETNIK DAN JANTINA, 2015 : <i>Cases of Youth Offenders by Ethnic Group and Sex, 2015</i>	134
JADUAL 7.3 <i>Table 7.3</i>	: BILANGAN KES BARU PESALAH MUDA MENGIKUT JENIS KESALAHAN, KUMPULAN ETNIK DAN JANTINA, 2015 : <i>Cases of Youth Offenders by Types of Offence, Ethnic Group and Sex, 2015</i>	135
JADUAL 7.4 <i>Table 7.4</i>	: BILANGAN KES BARU PESALAH MUDA MENGIKUT JENIS KESALAHAN, UMUR (18-21), KUMPULAN ETNIK DAN JANTINA, 2015 : <i>Cases of Youth Offenders by Types of Offence, Age Group (18-21) and Sex, 2015</i>	136
JADUAL 7.5 <i>Table 7.5</i>	: BILANGAN KES BARU PESALAH MUDA MENGIKUT JENIS KESALAHAN, UMUR (21 TAHUN KE ATAS), KUMPULAN ETNIK DAN JANTINA, 2015 : <i>Cases of Youth Offenders by Types of Offence, Age Group (21 and above) and Sex, 2015</i>	137
JADUAL 7.6 <i>Table 7.6</i>	: BILANGAN KES PESALAH MUDA MENGIKUT PERINGKAT MAHKAMAH, KUMPULAN ETNIK DAN JANTINA, 2015 : <i>Cases of Youth Offenders by Court, Ethnic Group and Sex, 2015</i>	138
JADUAL 7.7 <i>Table 7.7</i>	: BILANGAN KES PESALAH MUDA BERDASARKAN JENIS HUKUMAN, KUMPULAN ETNIK DAN JANTINA, 2015 : <i>Cases of Youth Offenders by Punitive, Ethnic Group and Sex, 2015</i>	139
JADUAL 7.8 <i>Table 7.8</i>	: BILANGAN KES PERINTAH KHIDMAT MASYARAKAT YANG MASIH DIKENDALI MENGIKUT NEGERI DAN JANTINA, 2015 : <i>Cases of Community Service Order are Still Handled by State and Sex, 2015</i>	140
8. KEGANASAN RUMAHTANGGA / DOMESTIC VIOLENCE		
JADUAL 8.1 <i>Table 8.1</i>	: BILANGAN KES KEGANASAN RUMAHTANGGA MENGIKUT NEGERI, 2015 : <i>Cases of Domestic Violence by State and Sex, 2015</i>	143
JADUAL 8.2 <i>Table 8.2</i>	: KES KEGANASAN RUMAHTANGGA MENGIKUT KUMPULAN ETNIK, 2015 : <i>Cases of Domestic Violence by Ethnic Group, 2015</i>	144
JADUAL 8.3 <i>Table 8.3</i>	: KES KEGANASAN RUMAHTANGGA MENGIKUT JENIS KEGANASAN, 2015 : <i>Cases of Domestic Violence by Types of Violence, 2015</i>	145
JADUAL 8.4 <i>Table 8.4</i>	: KES KEGANASAN RUMAHTANGGA MENGIKUT JENIS TINDAKAN, KUMPULAN ETNIK DAN JANTINA, 2015 : <i>Cases of Domestic Violence by Types of Action, Ethnic Group and Sex, 2015</i>	146
JADUAL 8.5 <i>Table 8.5</i>	: KES KEGANASAN RUMAHTANGGA MENGIKUT SEBAB-SEBAB BERLAKU, KUMPULAN ETNIK, 2015 : <i>Cases of Domestic Violence by Causes and Ethnic Group, 2015</i>	147
JADUAL 8.6 <i>Table 8.6</i>	: KES BARU KEGANASAN RUMAHTANGGA MENGIKUT JENIS PEKERJAAN, KUMPULAN ETNIK MANGSA, 2015 : <i>Cases of Domestic Violence by Types of Occupation and Ethnic Group, 2015</i>	148
9. ORANG PAPA / DESTITUTE PERSONS		
JADUAL 9.1 <i>Table 9.1</i>	: BILANGAN KES ORANG PAPA MENGIKUT NEGERI DAN JANTINA, 2015 : <i>Cases of Destitute Persons by State and Sex, 2015</i>	151
JADUAL 9.2 <i>Table 9.2</i>	: KES ORANG PAPA MENGIKUT KUMPULAN ETNIK DAN JANTINA, 2015 : <i>Cases of Destitute Persons by Ethnic Group and Sex, 2015</i>	152
JADUAL 9.3 <i>Table 9.3</i>	: KES ORANG PAPA MENGIKUT KATEGORI DAN JANTINA, 2015 : <i>Cases of Destitute Persons by Category and Sex, 2015</i>	153

JADUAL 9.4	: KES BARU ORANG PAPA MENGIKUT KUMPULAN UMUR, KUMPULAN ETNIK DAN JANTINA, 2015	154
Table 9.4	: <i>Cases of Destitute Persons by Age Group, Ethnic Group and Sex, 2015</i>	
JADUAL 9.5	: BILANGAN OPERASI MENGIKUT NEGERI, 2015	155
Table 9.5	: <i>Number of Operation by States, 2015</i>	
10. ORANG KURANG UPAYA / PERSONS WITH DISABILITIES (PWD's)		
JADUAL 10.1	: PENDAFTARAN ORANG KURANG UPAYA MENGIKUT NEGERI, 2015	159
Table 10.1	: <i>Registration of Persons With Disabilities by State, 2015</i>	
JADUAL 10.2	: PENDAFTARAN ORANG KURANG UPAYA MENGIKUT KUMPULAN ETNIK, 2015	160
Table 10.2	: <i>Registration of Persons With Disabilities by Ethnic Group, 2015</i>	
JADUAL 10.3	: PENDAFTARAN ORANG KURANG UPAYA MENGIKUT JENIS KETIDAKUPAYAAN, 2015	161
Table 10.3	: <i>Registration of PWD's by Category of Disabilities, 2015</i>	
JADUAL 10.4	: BILANGAN KES BERDAFTAR MENGIKUT KUMPULAN UMUR, JENIS KETIDAKUPAYAAN DAN JANTINA, 2015	162
Table 10.4	: <i>Number of New Registration of PWD's by Category of Disabilities, Age Group and Sex, 2015</i>	
JADUAL 10.5	: BILANGAN KES BERDAFTAR MENGIKUT JENIS KETIDAKUPAYAAN, KUMPULAN ETNIK DAN NEGERI, 2015	163
Table 10.5	: <i>Number of New Registration of PWD's by Category of Disabilities, Ethnic Group and State, 2015</i>	
JADUAL 10.5	: BILANGAN KES BERDAFTAR MENGIKUT JENIS KETIDAKUPAYAAN, KUMPULAN ETNIK DAN NEGERI, 2015 (sambungan)	164
Table 10.5	: <i>Number of New Registration of PWD's by Category of Disabilities, Ethnic Group and State, 2015 (cont...)</i>	
JADUAL 10.5	: BILANGAN KES BARU BERDAFTAR MENGIKUT JENIS KETIDAKUPAYAAN, KUMPULAN ETNIK DAN NEGERI, 2015 (sambungan)	165
Table 10.5	: <i>Number of New Registration of PWD's by Category of Disabilities, Ethnic Group and State, 2015 (cont...)</i>	
11. PROGRAM PEMULIHAN DALAM KOMUNITI (PDK) / COMMUNITY BASED REHABILITATION PROGRAMME (CBR)		
JADUAL 11.1	: BILANGAN PROGRAM PEMULIHAN DALAM KOMUNITI MENGIKUT NEGERI, PEKERJA DAN PELATIH, 2015	169
Table 11.1	: <i>Number of CBR by State, Workers and Trainees, 2015</i>	
12. PERKHIDMATAN KAUNSELING / COUNSELLING SERVICES		
JADUAL 12.1	: BILANGAN DAFTAR KES BENGKEL INTERAKTIF YANG DIRUJUK MENGIKUT SEKSYEN, JANTINA DAN ETNIK, 2015	173
Table 12.1	: <i>Number of Cases Referred Interactive Workshop Register by Section, Sex and State, 2015</i>	
JADUAL 12.2	: BILANGAN KES BARU BENGKEL INTERAKTIF YANG DIRUJUK MENGIKUT JENIS KESALAHAN, JANTINA DAN ETNIK, 2015	174
Table 12.2	: <i>Number of New Cases Referred Interactive Workshop Register by Types of Offences, Sex and Ethnic, 2015</i>	
JADUAL 12.3	: PERKHIDMATAN KAUNSELING DAN PSIKOLOGI MENGIKUT JENIS PERKHIDMATAN, BILANGAN KES DAN BILANGAN SESI, 2015	175
Table 12.3	: <i>Counselling and Psychology Services by Types of Services, Number of Cases and Sessions, 2015</i>	
JADUAL 12.4	: PENAKSIRAN PSIKOLOGI DAN INTERVENSI PERKHIDMATAN KAUNSELING DAN PSIKOLOGI MENGIKUT JENIS PERKHIDMATAN, BILANGAN KES DAN BILANGAN SESI, 2015	176
Table 12.4	: <i>Psychological Assessment and Counselling and Psychology Intervention Services by Types of Services, Number of Cases and Session, 2015</i>	
13. TAMAN ASUHAN KANAK-KANAK (TASKA) / CHILD CARE CENTRE		
JADUAL 13.1	: BILANGAN TASKA BERDAFTAR, BILANGAN PENGASUH DAN BILANGAN KANAK-KANAK YANG BERDAFTAR MENGIKUT NEGERI, 2015	179
Table 13.1	: <i>Number of Registered Child Care Centre, Child Care Provider and Number of Children by State, 2015</i>	

14. PUSAT JAGAAN / CARE CENTRES

JADUAL 14.1	: BILANGAN PUSAT JAGAAN BERDAFTAR, BILANGAN PENJAGA DAN BILANGAN PENGHUNI MENGIKUT NEGERI DAN KATEGORI, 2015	183
Table 14.1	: <i>Number of Registered Care Centres, Number of Carer and Residents by State and Category, 2015</i>	

15. GERAN KEPADA PERTUBUHAN SUKARELA KEBAJIKAN (PSK) / GRANT TO VOLUNTARY WELFARE ORGANISATIONS

JADUAL 15.1	: BILANGAN PERTUBUHAN SUKARELA KEBAJIKAN YANG MENERIMA GERAN BANTUAN MENGIKUT NEGERI, 2015	187
Table 15.1	: <i>Number of Grants to Voluntary Welfare Organisations by State, 2015</i>	
JADUAL 15.2	: BILANGAN PERTUBUHAN SUKARELA KEBAJIKAN YANG MENERIMA GERAN BANTUAN MENGIKUT KUMPULAN SASAR PERKHIDMATAN, 2015	188
Table 15.2	: <i>Number of Grants to Voluntary Welfare Organisations by Target Groups, 2015</i>	

BAHAGIAN C : PERKHIDMATAN INSTITUSI / INSTITUTION SERVICES

JADUAL 1	: BILANGAN PENGHUNI/PELATIH MENGIKUT INSTITUSI DAN JANTINA, 2015	191
Table 1	: <i>Number of Inmates/Trainees by Institution and Sex, 2015</i>	
JADUAL 2	: BILANGAN PENGHUNI/PELATIH MENGIKUT INSTITUSI DAN ETNIK, 2015	192
Table 2	: <i>Number of Inmates/Trainees by Institution and Ethnic, 2015</i>	

1. ASRAMA AKHLAK / PROBATION HOSTEL

JADUAL 1.1	: BILANGAN PENGHUNI ASRAMA AKHLAK MENGIKUT INSTITUSI DAN JANTINA, 2015	195
Table 1.1	: <i>Number of Probation Hostel Inmates by Institution and Sex, 2015</i>	
JADUAL 1.2	: BILANGAN PENGHUNI ASRAMA AKHLAK MENGIKUT KUMPULAN ETNIK DAN JANTINA, 2015	196
Table 1.2	: <i>Number of Probation Hostel Inmates by Ethnic Group and Sex, 2015</i>	
JADUAL 1.3	: BILANGAN PENGHUNI ASRAMA AKHLAK MENGIKUT KUMPULAN UMUR DAN JANTINA 2015	197
Table 1.3	: <i>Number of Probation Hostel Inmates by Age Group and Sex, 2015</i>	

2. SEKOLAH TUNAS BAKTI (STB) / APPROVED SCHOOL

JADUAL 2.1	: BILANGAN PENGHUNI STB MENGIKUT INSTITUSI DAN JANTINA, 2015	200
Table 2.1	: <i>Number of STB Inmates by Institution and Sex, 2015</i>	
JADUAL 2.2	: BILANGAN PENGHUNI STB MENGIKUT KUMPULAN ETNIK DAN JANTINA, 2015	201
Table 2.2	: <i>Number of STB Inmates by Ethnic Group and Sex, 2015</i>	

3. TAMAN SERI PUTERI (TSP) / PLACES OF REFUGEES

JADUAL 3.1	: BILANGAN PENGHUNI TSP MENGIKUT INSTITUSI DAN JANTINA, 2015	205
Table 3.1	: <i>Number of TSP Inmates by Institution and Sex, 2015</i>	
JADUAL 3.2	: BILANGAN PENGHUNI TSP MENGIKUT KUMPULAN ETNIK DAN JANTINA, 2015	206
Table 3.2	: <i>Number of TSP Inmates by Ethnic Group and Sex, 2015</i>	

4. TAMAN SINAR HARAPAN (TSH) / TAMAN SINAR HARAPAN (TSH)

JADUAL 4.1	: BILANGAN PENGHUNI TSH MENGIKUT INSTITUSI DAN JANTINA, 2015	209
Table 4.1	: <i>Number of TSH Inmates by Institution and Sex, 2015</i>	

JADUAL 4.2	: BILANGAN PENGHUNI TSH MENGIKUT KUMPULAN ETNIK DAN JANTINA, 2015	210
Table 4.2	: <i>Number of TSH Inmates by Ethnic Group and Sex, 2015</i>	
5. PUSAT HARIAN BUKIT TUNKU (PHBT) / PUSAT HARIAN BUKIT TUNKU (PHBT)		
JADUAL 5.1	: BILANGAN PENGHUNI PUSAT HARIAN BUKIT TUNKU MENGIKUT JANTINA, 2015	213
Table 5.1	: <i>Number of PHBT Inmates by Institution and Sex, 2015</i>	
JADUAL 5.2	: BILANGAN PENGHUNI PUSAT HARIAN BUKIT TUNKU MENGIKUT KUMPULAN ETNIK DAN JANTINA, 2015	213
Table 5.2	: <i>Number of PHBT Inmates by Ethnic Group and Sex, 2015</i>	
6. PUSAT LATIHAN PERINDUSTRIAN DAN PEMULIHAN (PLPP) / PUSAT LATIHAN PERINDUSTRIAN DAN PEMULIHAN (PLPP)		
JADUAL 6.1	: BILANGAN PELATIH PLPP YANG MENJALANI LATIHAN MENGIKUT INSTITUSI DAN JANTINA, 2015	217
Table 6.1	: <i>Number of PLPP Trainees Training by Sex, 2015</i>	
JADUAL 6.2	: BILANGAN PELATIH PLPP MENGIKUT KUMPULAN ETNIK DAN JANTINA, 2015	217
Table 6.2	: <i>Number of PLPP Trainees Training by Ethnic Group and Sex, 2015</i>	
JADUAL 6.3	: BILANGAN KEMASUKAN DAN TAMAT LATIHAN PELATIH PLPP MENGIKUT ETNIK JANTINA, 2015	217
Table 6.3	: <i>Number of Admission and Complete Training of PLPP Trainees by Ethnic Group and Sex, 2015</i>	
7. BENGKEL TERLINDUNG / SHELTER WORKSHOP (BD)		
JADUAL 7.1	: BILANGAN PENGHUNI BENGKEL TERLINDUNG MENGIKUT INSTITUSI DAN JANTINA, 2015	221
Table 7.1	: <i>Number of Shelter Workshop Inmates by Institution and Sex, 2015</i>	
JADUAL 7.2	: BILANGAN PENGHUNI BENGKEL TERLINDUNG MENGIKUT KUMPULAN ETNIK DAN JANTINA, 2015	221
Table 7.2	: <i>Number of Shelter Workshop Inmates by Ethnic Group and Sex, 2015</i>	
8. DESA BINA DIRI (DBD) / DESA BINA DIRI (DBD)		
JADUAL 8.1	: BILANGAN PENGHUNI DESA BINA DIRI MENGIKUT INSTITUSI DAN JANTINA, 2015	225
Table 8.1	: <i>Number of DBD Inmates by Institution and Sex, 2015</i>	
JADUAL 8.2	: BILANGAN PENGHUNI DESA BINA DIRI MENGIKUT KUMPULAN ETNIK DAN JANTINA, 2015	226
Table 8.2	: <i>Number of DBD Inmates by Ethnic Group and Sex, 2013</i>	
9. RUMAH KANAK-KANAK (RKK) / CHILDREN'S HOME (RKK)		
JADUAL 9.1	: BILANGAN PENGHUNI RKK MENGIKUT INSTITUSI DAN JANTINA, 2015	229
Table 9.1	: <i>Number of RKK Inmates by Institution and Sex, 2015</i>	
JADUAL 9.2	: BILANGAN PENGHUNI RKK MENGIKUT KUMPULAN ETNIK DAN JANTINA, 2015	230
Table 9.2	: <i>Number of RKK Inmates by Ethnic Group and Sex, 2015</i>	
10. RUMAH SERI KENANGAN (RSK) / RUMAH SERI KENANGAN (RSK)		
JADUAL 10.1	: BILANGAN PENGHUNI RSK MENGIKUT INSTITUSI DAN JANTINA, 2015	233
Table 10.1	: <i>Number of RSK Inmates by Institution and Sex, 2015</i>	
JADUAL 10.2	: BILANGAN PENGHUNI RSK MENGIKUT KUMPULAN ETNIK DAN JANTINA, 2015	234
Table 10.2	: <i>Number of RSK Inmates by Ethnic Group and Sex, 2015</i>	

11. RUMAH EHSAN / *RUMAH EHSAN*

JADUAL 11.1	: BILANGAN PENGHUNI RUMAH EHSAN MENGIKUT INSTITUSI DAN JANTINA, 2015	237
<i>Table 11.1</i>	<i>: Number of RE Inmates by Institution and Sex, 2015</i>	
JADUAL 11.2	: BILANGAN PENGHUNI RUMAH EHSAN MENGIKUT KUMPULAN ETNIK DAN JANTINA, 2015	237
<i>Table 11.2</i>	<i>: Number of RE Inmates by Ethnic Group and Sex, 2015</i>	

SIMBOL / SINGKATAN / SYMBOL / ABBREVIATION

... tidak diperoleh / not available

(a) Semenanjung Malaysia / *Peninsular Malaysia*

(b) Semenanjung Malaysia dan Sabah / *Peninsular Malaysia and Sabah*

(c) Semenanjung Malaysia dan Sarawak / *Peninsular Malaysia and Sarawak*

AA Asrama Akhlak / *Probation Hostel*

AT Alat Tiruan / Sokongan / *Financial Assistance of Artificial / Assistive Devices*

BA Bantuan Am / *Public Assistance*

BAP Bantuan Anak Pelihara / *Financial Assistance for Foster Children*

BD Bengkel Terlindung / *Shelter Workshop*

BKK Bantuan Kanak- Kanak / *Financial Assistance for Children*

BOT Bantuan Orang Tua / *Financial Assistance for Older Person*

BPT Bantuan OKU Terlantar/ Pesakit Kronik Terlantar / *Financial Assistance for Carers of The Bed-Ridden and Chronically Ill*

BTB Bantuan OKU Tidak Berupaya Bekerja / *Financial Assistance for PWD's Incapable of Work*

C Cina / *Chinese*

DBD Desa Bina Diri / *Desa Bina Diri*

EPC Elaun Pekerja Cacat / *Allowance for Disabled Workers*

GP Geran Pelancaran

I India / *Indian*

L Lelaki / *Male*

M Melayu / *Malay*

P Perempuan / *Female*

PHBT Pusat Harian Bukit Tunku / *Pusat Harian Bukit Tunku*

PLPP Pusat Latihan Perindustrian Dan Pemulihan / *Pusat Latihan Perindustrian Dan Pemulihan*

PSb Peribumi Sabah / *Sabah Native*

PSm Peribumi Semenanjung / *Peninsular Native*

PSw Peribumi Sarawak / *Sarawak Native*

RE Rumah Ehsan / *Rumah Ehsan*

RKK Rumah Kanak-Kanak / *Children's Home*

RM Ringgit Malaysia / *Ringgit Malaysia*

RSK Rumah Seri Kenangan / *Rumah Seri Kenangan*

STB Sekolah Tunas Bakti / *Approved School*

TSH Taman Sinar Harapan / *Taman Sinar Harapan*

TSP Taman Seri Puteri / *Place of Refugees*

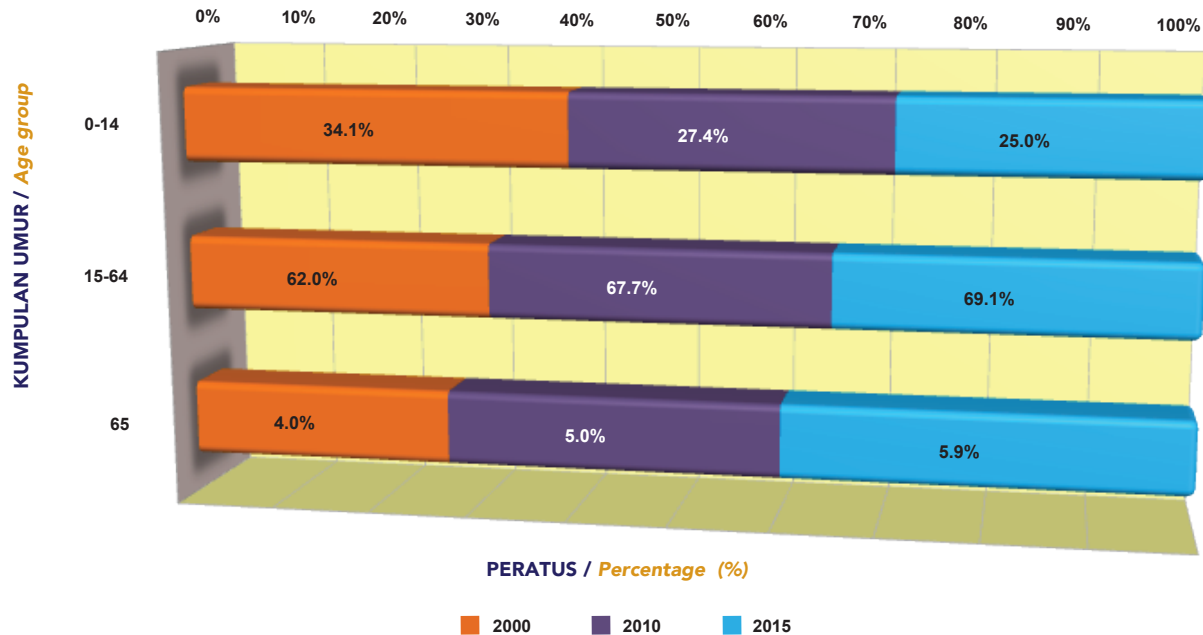
NOTA

1. Jumlah angka-angka komponen mungkin tidak bersamaan dengan angka jumlah kecil atau jumlah besar disebabkan pembundaran. / *The sum of the components may not add up to the small total and grand total due to rounding.*
2. Nama agensi yang membekalkan data ditunjukkan di bawah setiap jadual kecuali yang mana Jabatan Kebajikan Masyarakat adalah sumber tunggal data itu. / *Name of the agency who supply the data are shown below each of the table except for which the Department of Social Welfare were the sole resources.*

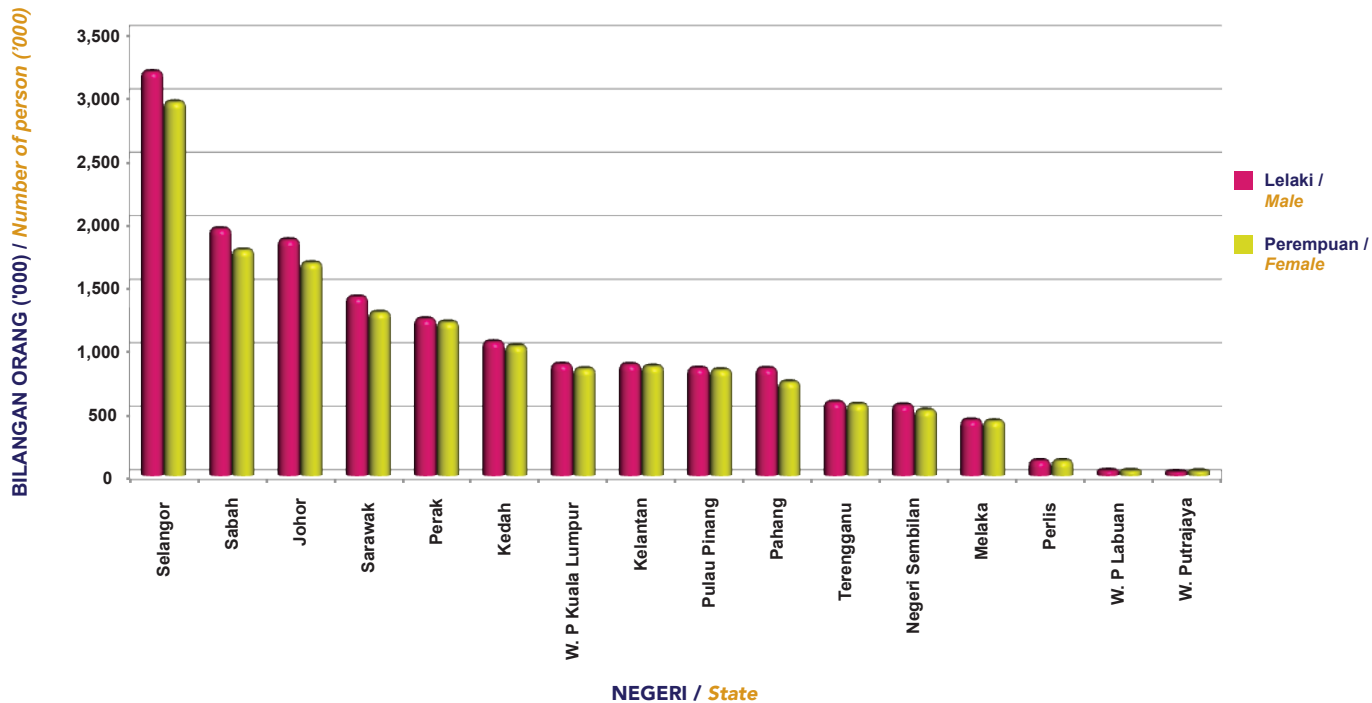


SENARAI CARTA / CHART LIST

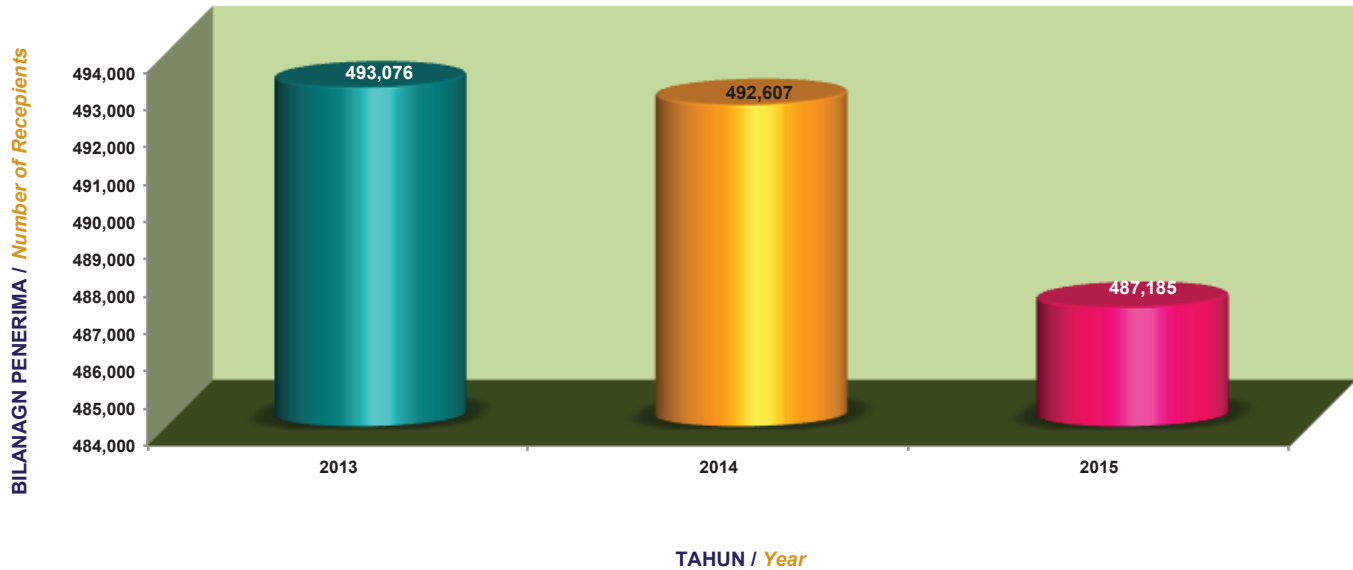
CARTA 1 : JUMLAH PENDUDUK MENGIKUT KUMPULAN UMUR BAGI TAHUN 2000, 2010 & 2015/
Chart 1: Population by Age Group for Year 2000, 2010 & 2015



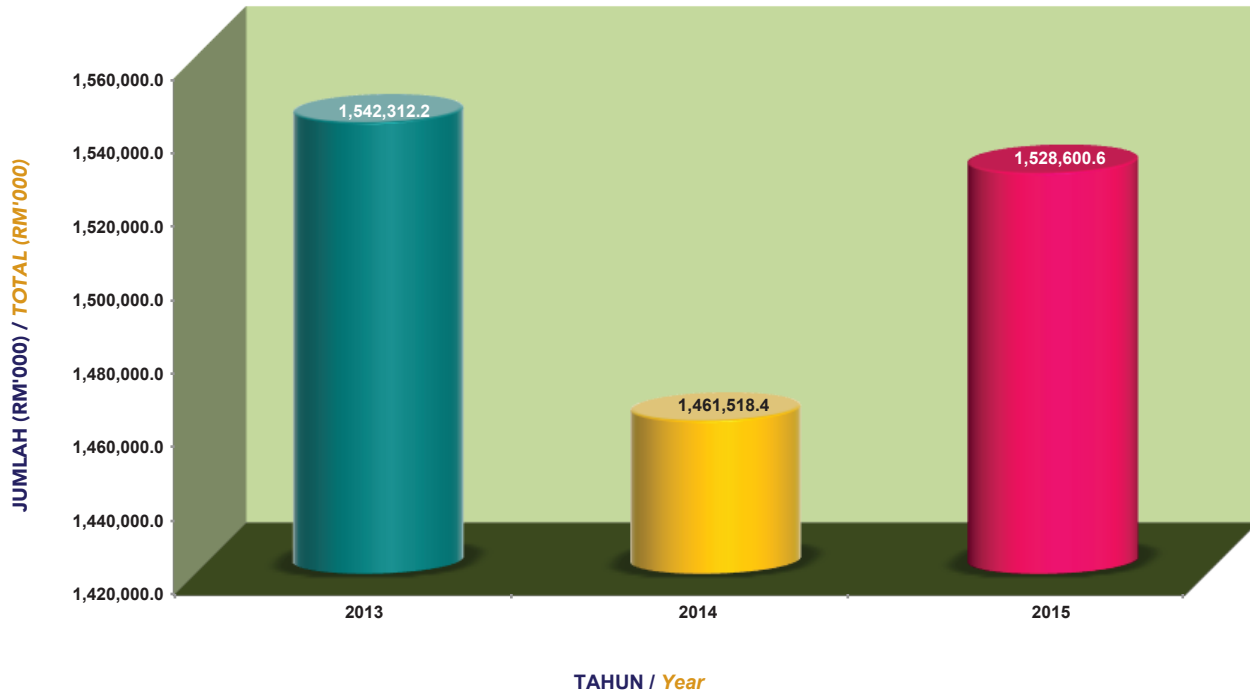
CARTA 2 : JUMLAH PENDUDUK MENGIKUT JANTINA DAN NEGERI BAGI TAHUN 2015/
Chart 1: Population by Sex and State, 2015



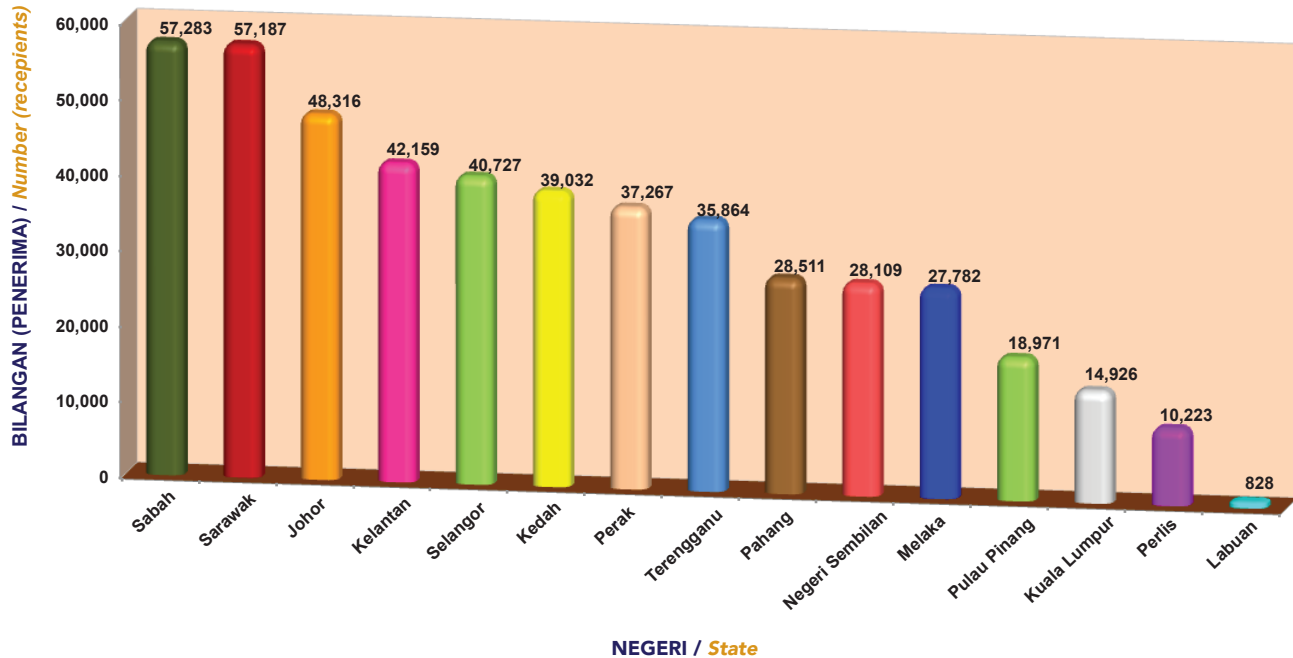
CARTA 3 : PENERIMA BANTUAN KEWANGAN TAHUN 2013 - 2015/
Chart 3 : Recipients of Financial Assistance, 2013 - 2015



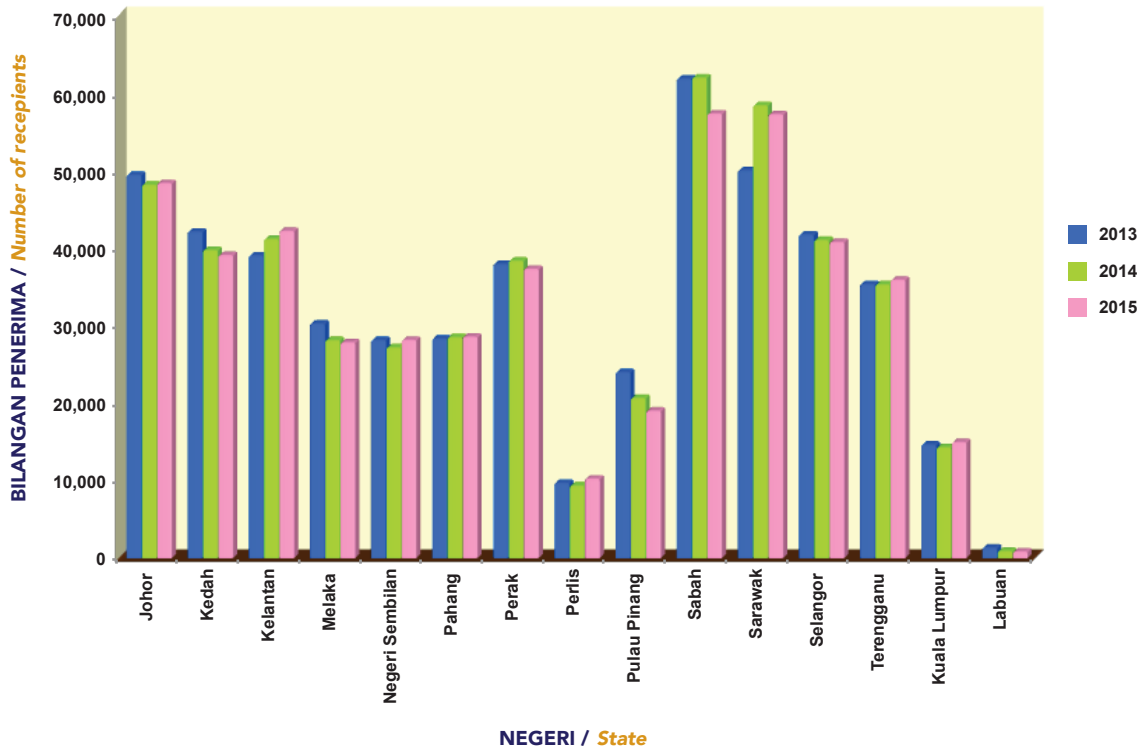
CARTA 4 : JUMLAH (RM'000) BANTUAN KEWANGAN TAHUN 2013-2015/
Chart 4 : Total (RM'000) of Financial Assistance, 2013 - 2015



CARTA 5 : PENERIMA BANTUAN KEWANGAN MENGIKUT NEGERI, 2015
Chart 5 : Recipients of Financial Assistance by State, 2015

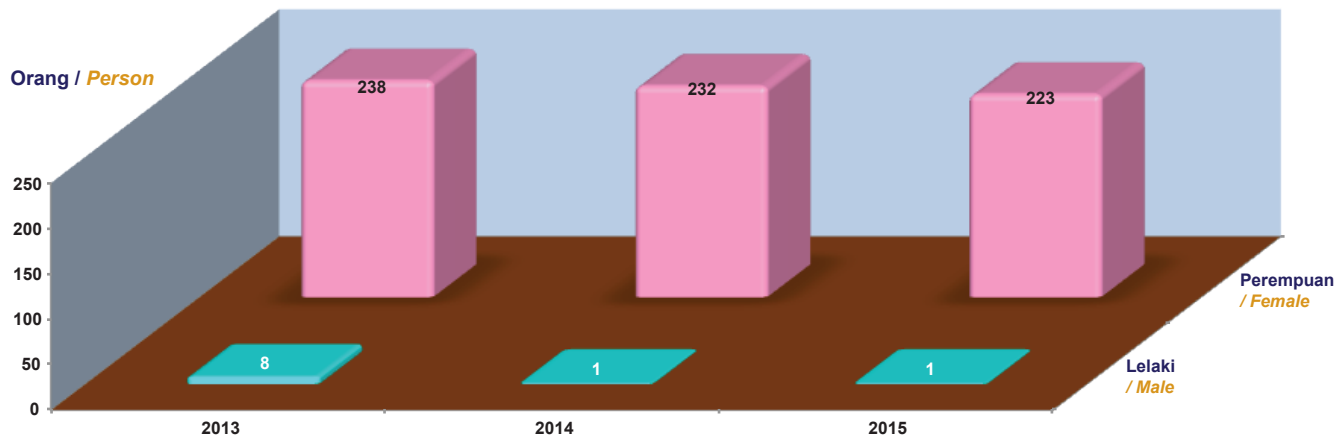


CARTA 6 : PENERIMA BANTUAN KEWANGAN MENGIKUT NEGERI, TAHUN 2013-2015
Chart 6 : Recipients of Financial Assistance by State, 2013-2015



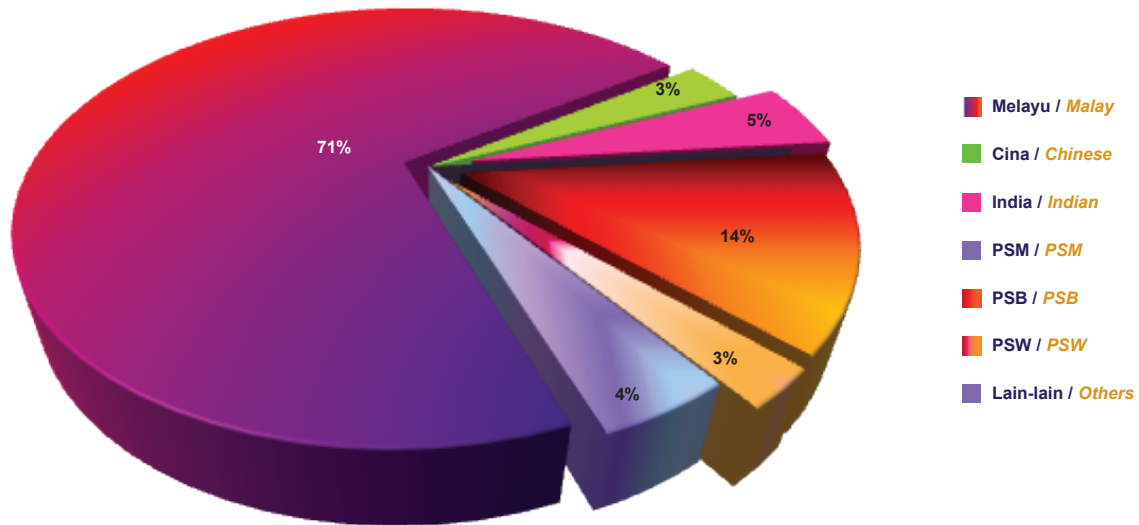
CARTA 7 : KANAK-KANAK YANG MEMERLUKAN PERLINDUNGAN DAN PEMULIHAN MENGIKUT JANTINA, 2013 - 2015

Chart 7: Children In Need of Protection and Rehabilitation by Sex, 2013-2015

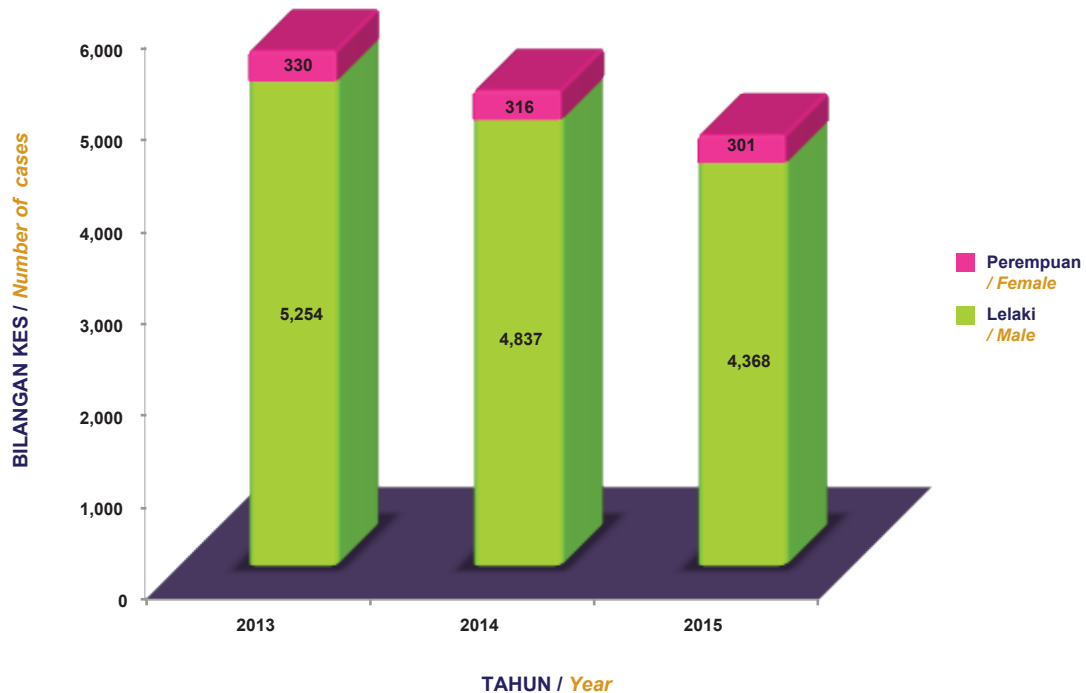


CARTA 8 : PERATUSAN KANAK-KANAK YANG MEMERLUKAN PERLINDUNGAN DAN PEMULIHAN MENGIKUT ETNIK, 2015/

Chart 8: Percentage of Children In Need of Protection and Rehabilitation by Ethnic 2015

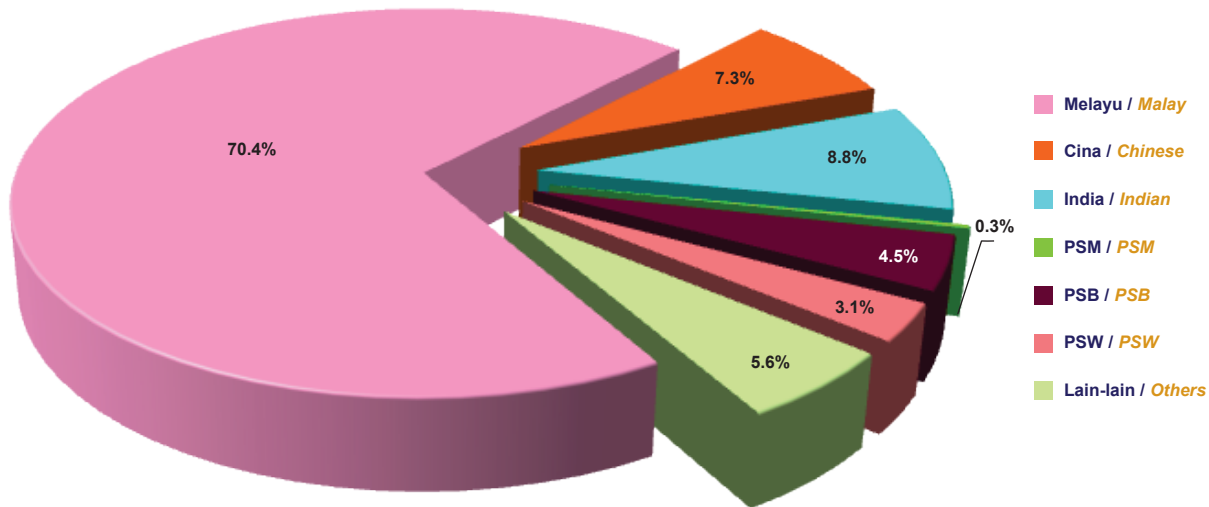


CARTA 9 : KANAK-KANAK TERLIBAT DENGAN JENAYAH MENGIKUT JANTINA, 2013-2015/
Chart 9: Children Involved In Crime by Sex, 2013-2015

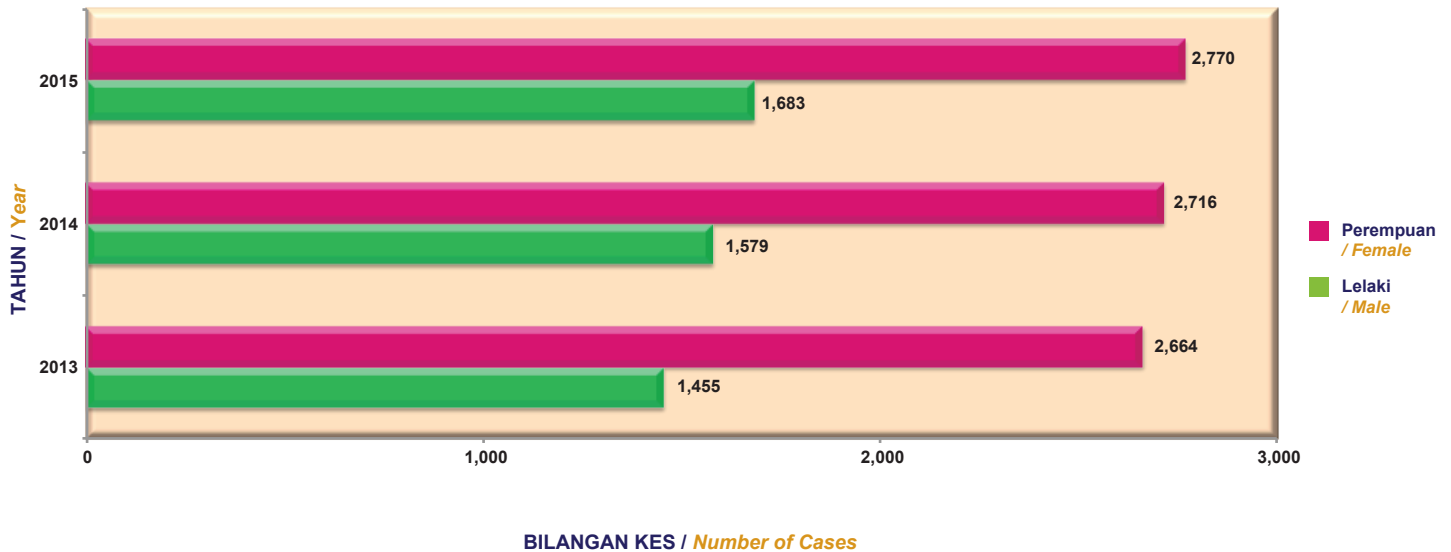


**CARTA 10 : PERATUSAN KANAK-KANAK TERLIBAT DENGAN JENAYAH
MENGIKUT KUMPULAN ETNIK, 2015/**

Chart 10: Percentage of Children Involved In Crime by Ethnic Group, 2015

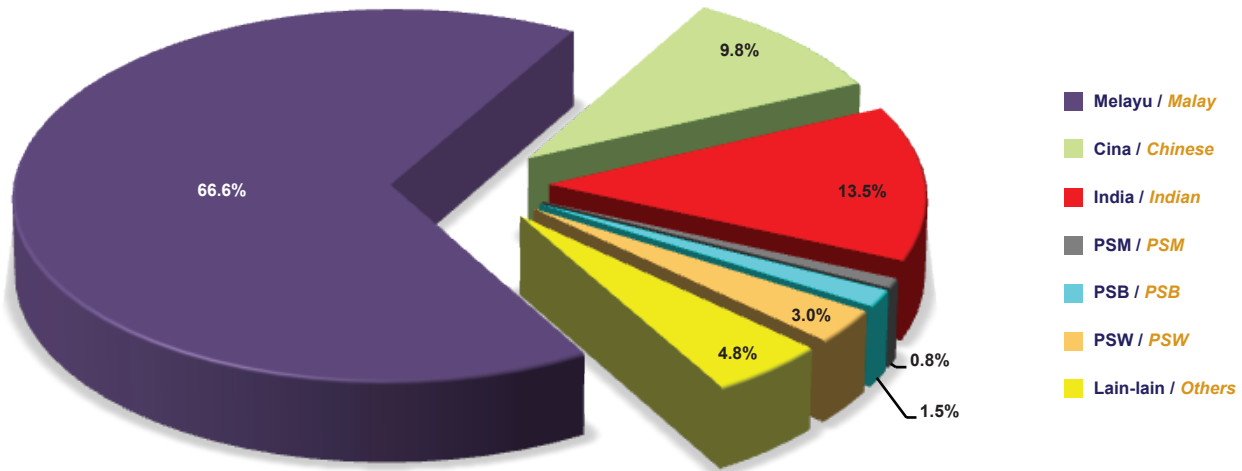


CARTA 11 : KANAK-KANAK YANG MEMERLUKAN PEMELIHARAAN DAN PERLINDUNGAN MENGIKUT JANTINA, 2013-2015/
Chart 11 : Children In Need of Care and Protection by Sex, 2013-2015

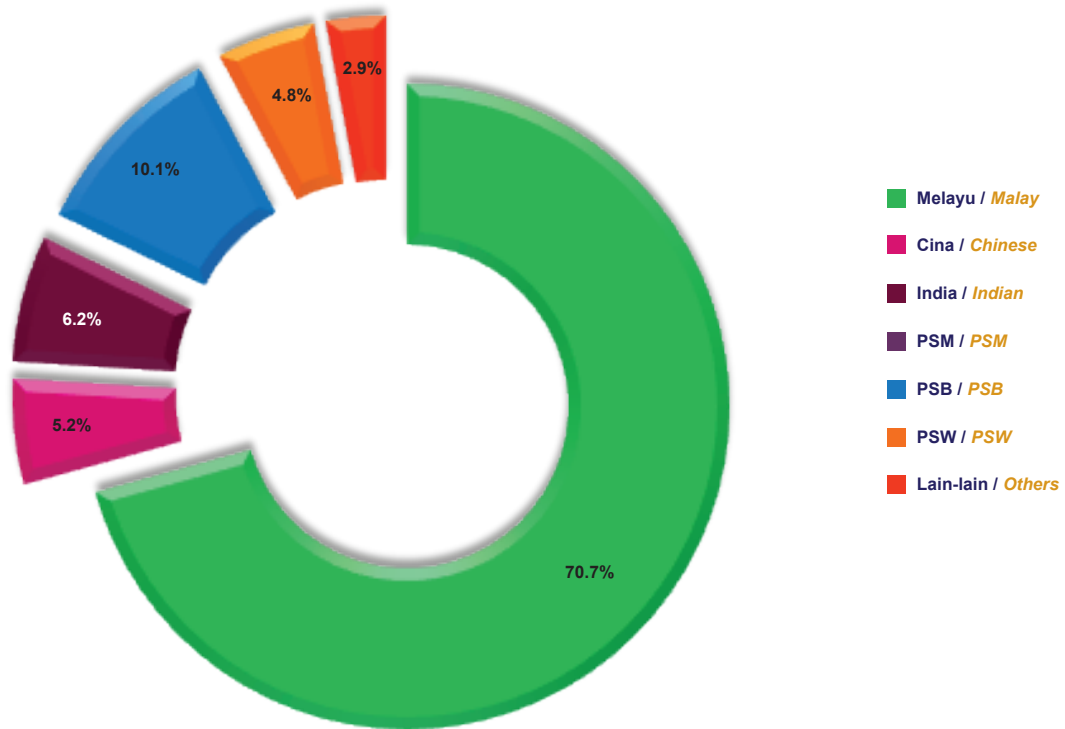


CARTA 12 : PERATUSAN KANAK-KANAK YANG MEMERLUKAN PEMELIHARAAN DAN PERLINDUNGAN MENGIKUT KUMPULAN ETNIK, TAHUN 2015/

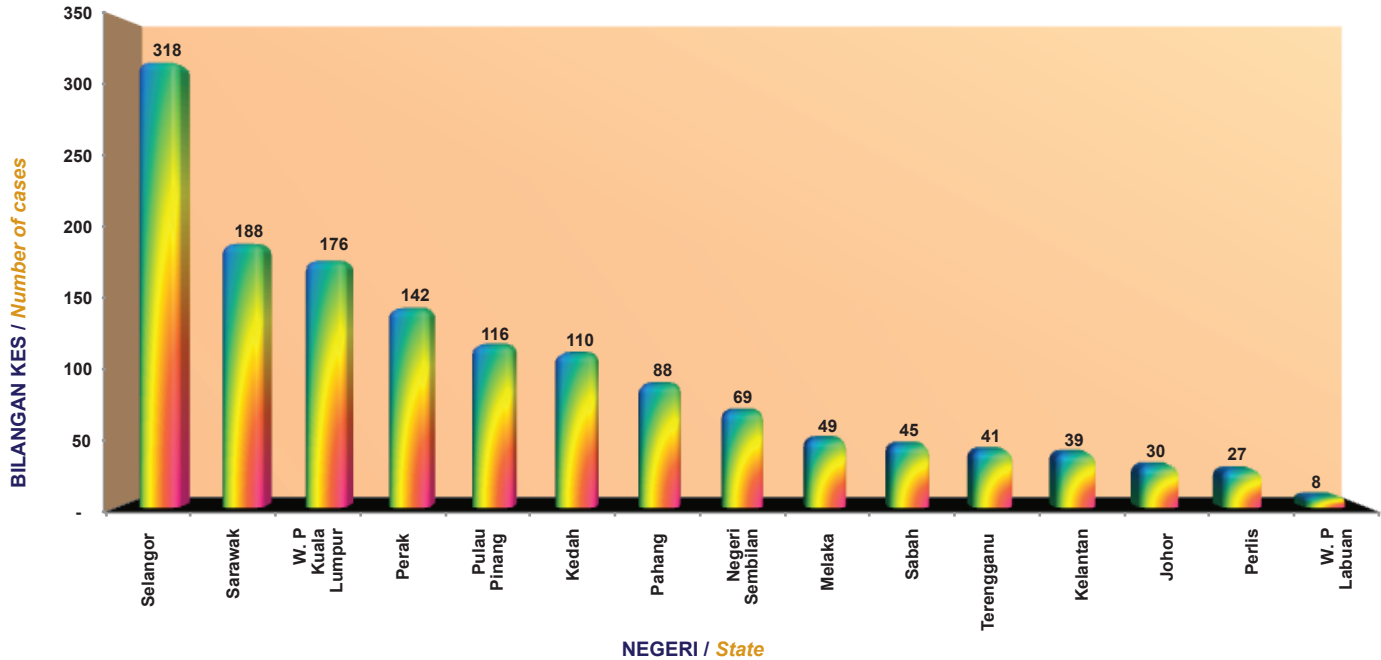
Chart 12 : Percentage of Children In Need of Care and Protection by Ethnic Group, 2015



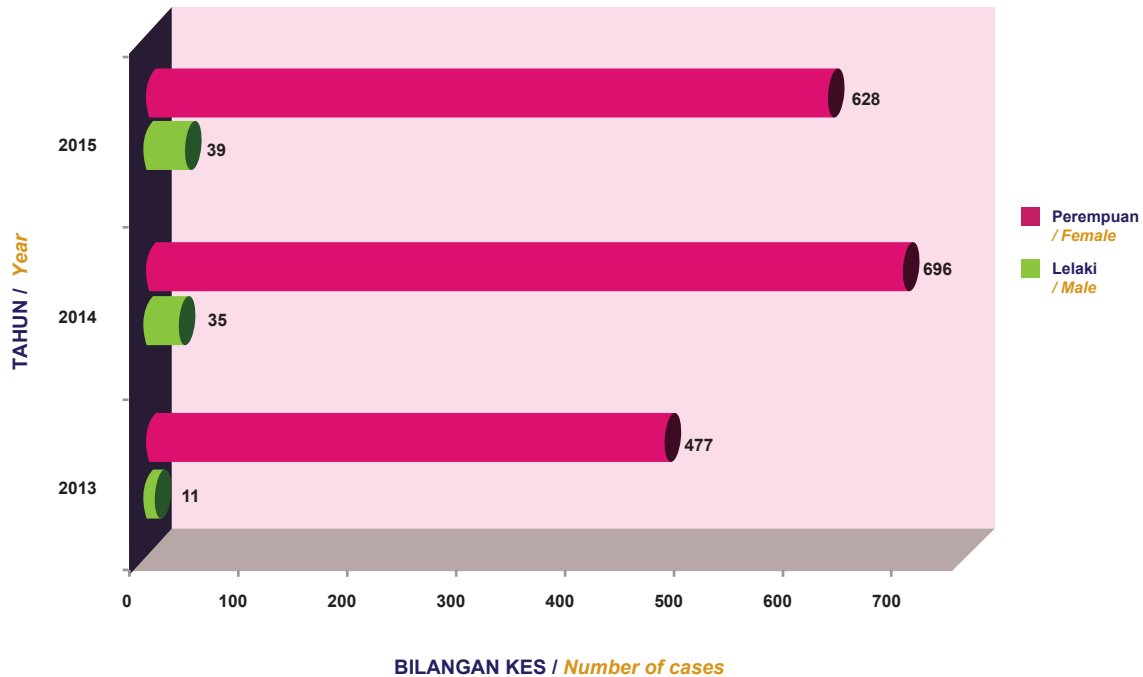
CARTA 13 : PERATUS KES KANAK-KANAK TIDAK TERKAWAL MENGIKUT KUMPULAN ETNIK, 2015/
Chart 13 : Percentage of Children Beyond Control by Ethnic Group, 2015



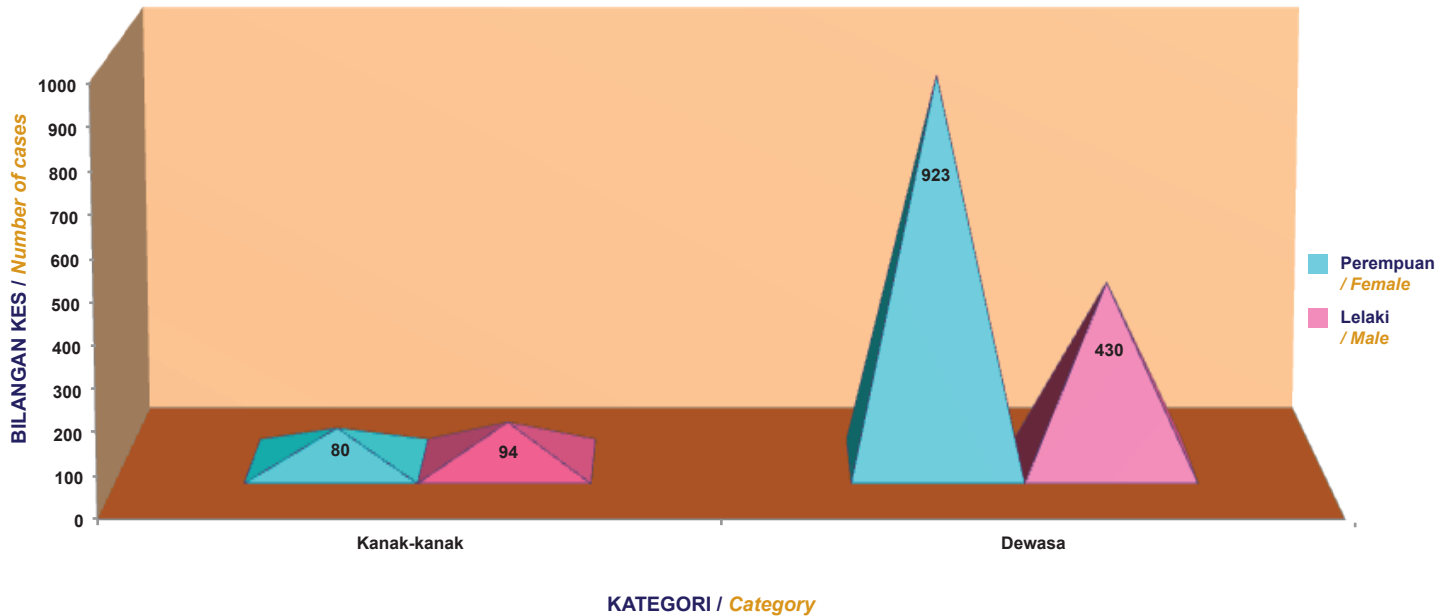
CARTA 14 : BILANGAN KES PESALAH MUDA MENGIKUT NEGERI, 2015/
Chart 14: Cases of Youth Offenders by State , 2015



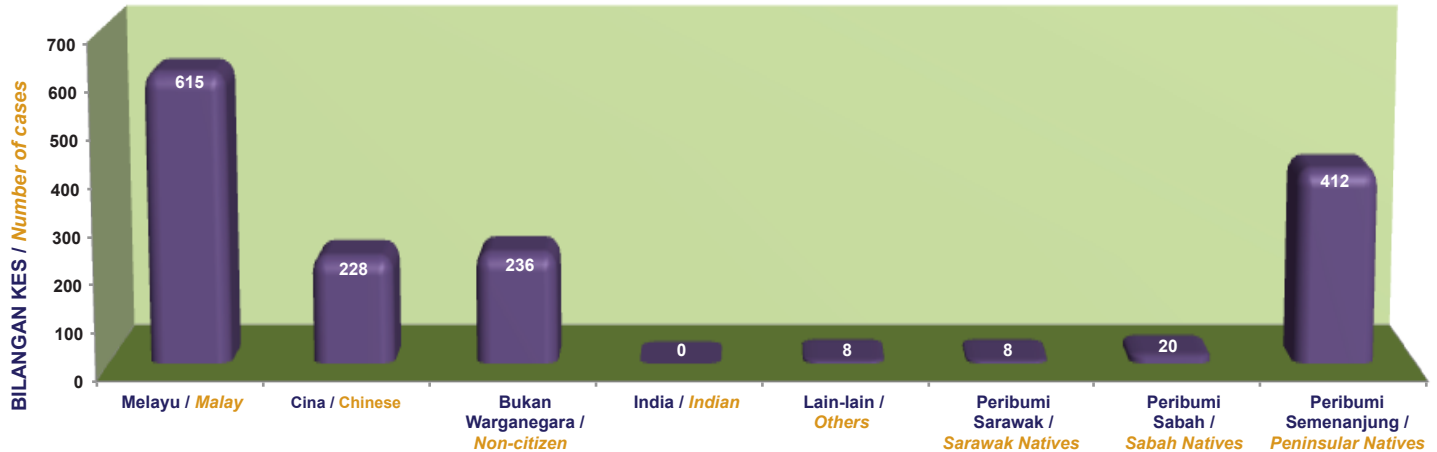
CARTA 15 : KES KEGANASAN RUMAHTANGGA MENGIKUT JANTINA, 2013-2015/
Chart 15 : Cases of Domestic Violence by Sex, 2013 - 2015



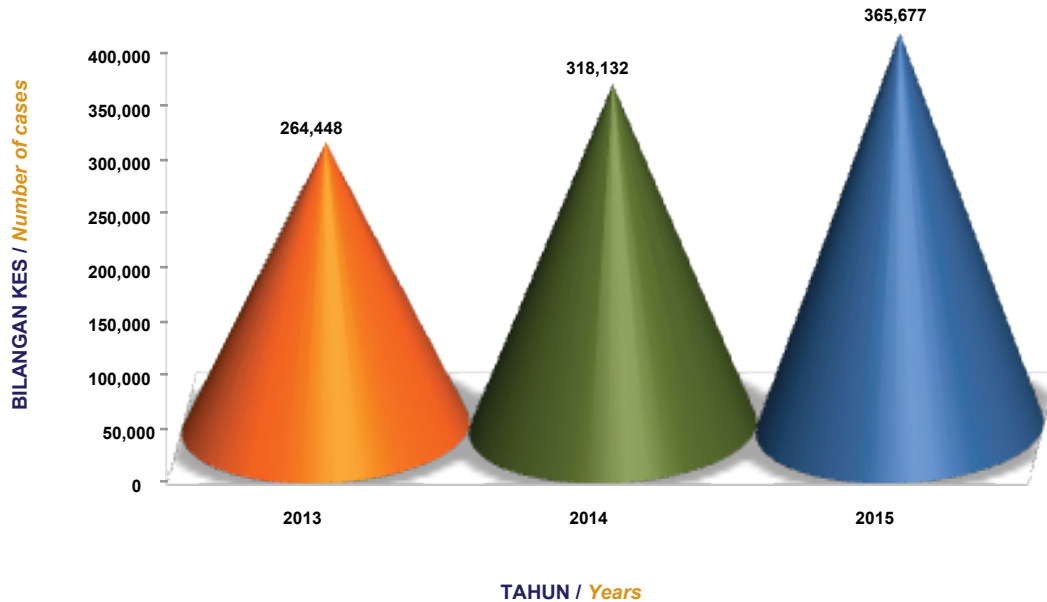
CARTA 16 : KES ORANG PAPA MENGIKUT JANTINA DAN KATEGORI, 2015/
Chart 16 : Cases of Destitute Persons by Sex and Category, 2015



CARTA 17 : JUMLAH KES ORANG PAPA MENGIKUT KUMPULAN ETNIK, 2015/
Chart 17 : Cases of Destitute Persons by Ethnic Group, 2015

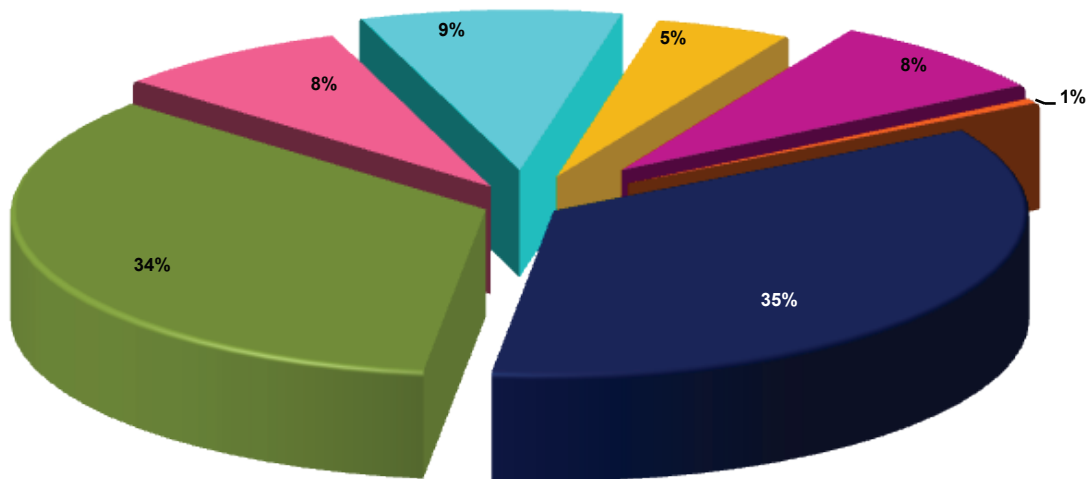


CARTA 18 : PENDAFTARAN ORANG KURANG UPAYA (OKU), 2013-2015/
Chart 18 : Registration of Persons With Disabilities (PWD's), 2013-2015



Nota : Data disemak semula dengan pembersihan data bagi kes-kes yang telah meninggal dan sebagainya

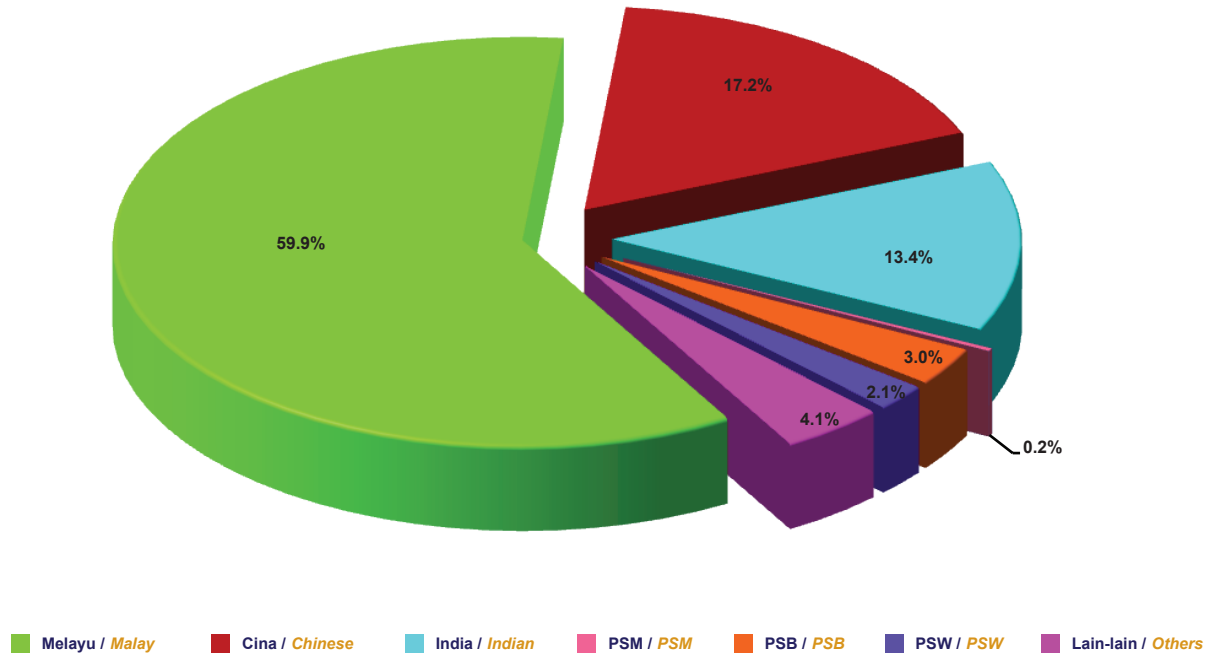
CARTA 19 : PERATUS OKU MENGIKUT KATEGORI KECACATAN, 2015/
Chart 19 : Percentage of PWD's by Category of Disabilities, 2015



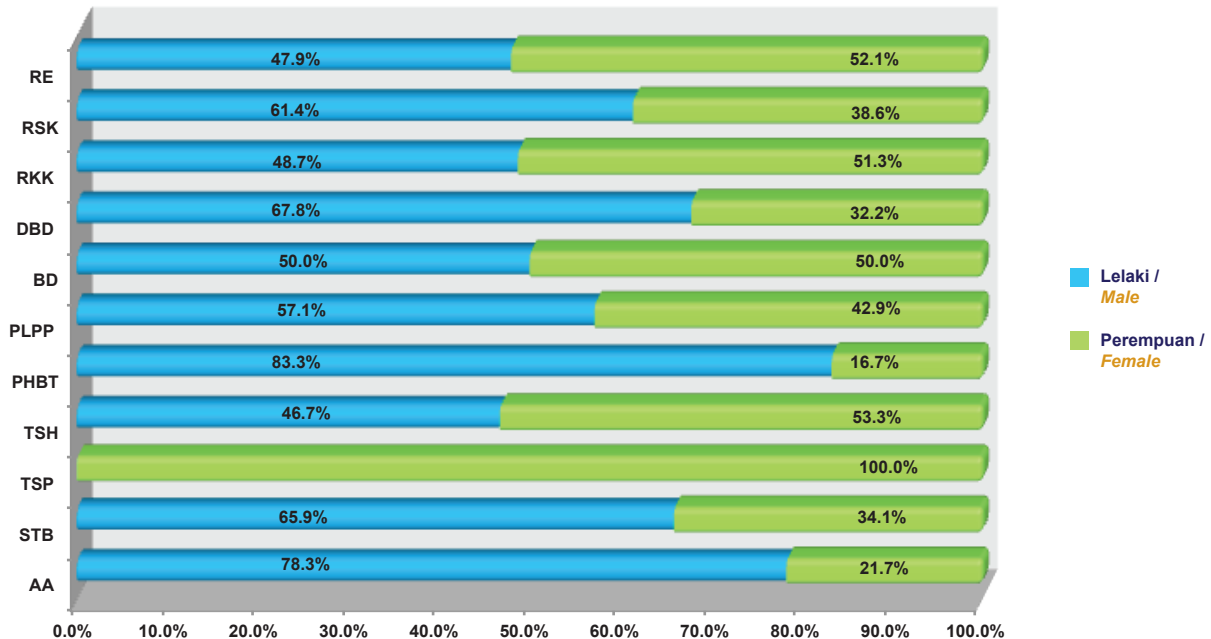
■ Masalah Pembelajaran / *Learning Disabilities* ■ Fizikal / *Physical* ■ Pendengaran / *Hearing* ■ Penglihatan / *Vision Impair* ■ Pelbagai / *Others* ■ Mental / *Mental* ■ Pertuturan / *Speech*

Nota : Data disemak semula dengan pembersihan data bagi kes-kes yang telah meninggal dan sebagainya

CARTA 20 : PERATUSAN PENGHUNI/PELATIH DI INSTITUSI MENGIKUT KUMPULAN ETNIK, 2015/
Chart 20 : Percentage of Inmates/Trainees at Institution by Ethnic Group, 2015



CARTA 21 : PERATUSAN PENGHUNI/PELATIH DI INSTITUSI MENGIKUT JANTINA, 2015
Chart 21 : Percentage of Inmates/Trainees at Institution by Sex, 2015





BAHAGIAN A - MAKLUMAT ASAS
Section A - Basic Information



1. PENDUDUK / *Population*

JADUAL 1.1 : PENDUDUK MENGIKUT NEGERI DAN JANTINA , MALAYSIA

Table 1.1 : Population by State and Sex, Malaysia

Negeri / State	2000			2010			2015 ^e		(^{'000})
	Lelaki Male	Perempuan Female	Jumlah Total	L M	Lelaki Male	Perempuan Female	Lelaki Male	Perempuan Female	Jumlah Total
Johor	1,430	1,333	2,763	1,774	1,589	3,363	1,865	1,683	3,548
Kedah	830	842	1,672	986	964	1,949	1,061	1,029	2,090
Kelantan	680	682	1,362	799	791	1,590	882	868	1,751
Melaka	325	322	647	415	409	824	445	437	882
Negeri Sembilan	443	423	866	532	498	1,030	563	522	1,085
Pahang	679	617	1,296	798	704	1,502	851	745	1,596
Perak	664	669	1,333	1,205	1,175	2,379	1,242	1,216	2,458
Perlis	1,051	1,041	2,092	116	120	236	124	124	248
Pulau Pinang	102	105	208	791	785	1,576	854	840	1,694
Sabah	2,143	2,046	4,189	1,699	1,561	3,260	1,951	1,785	3,736
Sarawak	460	442	903	1,288	1,199	2,487	1,414	1,293	2,708
Selangor	1,346	1,258	2,603	2,854	2,648	5,502	3,189	2,951	6,140
Terengganu	1,053	1,018	2,072	539	517	1,056	584	569	1,153
W. P Kuala Lumpur	720	696	1,416	856	819	1,675	884	849	1,733
W. P Labuan	40	36	76	46	43	88	48	47	95
W.P. Putrajaya	-	-	-	34	39	73	37	44	81
Jumlah / Total	11,966	11,529	23,495	14,731	13,858	28,589	15,994	15,001	30,996

e Data bagi Negeri adalah angka anggaran

State data are estimates figures

Hasil tambah mungkin berbeza kerana pembundaran.

The added total may differ due to rounding.

Sumber : Jabatan Perangkaan Malaysia/Source : Department of Statistic, Malaysia

JADUAL 1.2 : PENDUDUK MENGIKUT KUMPULAN UMUR DAN JANTINA, MALAYSIA

Table 1.2 : Population by Age Group and Sex, Malaysia

Kumpulan Umur / Age Group	2000			2010			2015 ^a			(^{'000})
	Lelaki Male	Perempuan Female	Jumlah Total	Lelaki Male	Perempuan Female	Jumlah Total	Lelaki Male	Perempuan Female	Jumlah Total	
0-4	1,459.50	1,373.90	2,833.4	1,288.2	1,220.4	2,508.6	1,342.3	1,250.4	2,593	
5-9	1,365.10	1,280.90	2,646.0	1,364.5	1,294.9	2,659.4	1,290.3	1,220.0	2,510	
10-14	1,288.40	1,235.20	2,523.6	1,358.4	1,295.6	2,654.0	1,361.8	1,289.8	2,652	
15-19	1,184.60	1,151.10	2,335.7	1,453.8	1,383.6	2,837.4	1,467.5	1,374.9	2,842	
20-24	1,054.70	1,033.80	2,088.5	1,504.0	1,408.0	2,912.0	1,666.8	1,512.4	3,179	
25-29	968.6	950.9	1,919.5	1,478.9	1,310.7	2,789.6	1,636.2	1,453.7	3,090	
30-34	931.8	905.3	1,837.1	1,162.4	1,019.3	2,181.7	1,421.5	1,277.5	2,699	
35-39	850.2	818	1,668.2	1,013.7	941.1	1,954.8	1,122.0	1,012.2	2,134	
40-44	746	705	1,451.0	908.4	883.1	1,791.5	966.7	919.9	1,887	
45-49	623.4	581.7	1,205.1	840.1	774.2	1,614.3	866.2	857.0	1,723	
50-54	458.3	419.4	877.7	706.7	664.1	1,370.8	802.2	754.6	1,557	
55-59	342.1	315.9	658.0	547.0	519.1	1,066.1	662.3	642.0	1,304	
60-64	257.7	261.6	519.3	416.8	406.7	823.5	504.4	495.1	1,000	
65-69	181.6	196.7	378.3	270.4	267.6	538.0	370.9	379.0	750	
70-74	125.9	138.3	264.2	200.7	208.6	409.3	225.3	236.3	462	
75+	127.9	161.5	289.4	216.8	261.0	477.8	287.9	326.7	615	
Jumlah / Total	11,965.8	11,529.2	23,495.0	14,730.8	13,858.0	28,588.8	15,994.3	15,001.5	30,995.8	

Sumber : Jabatan Perangkaan Malaysia/Source : Department of Statistic, Malaysia

JADUAL 1.3 : PENDUDUK MENGIKUT KUMPULAN UMUR DAN JANTINA, MALAYSIA

Table 1.3 : Population by Age Group and Sex, Malaysia

Jantina/ Sex Kumpulan Umur / Age Group	Tahun / Year		
	2000	2010	2015 ^e
Lelaki / Male ('000)	11,965.8	14,730.8	15,994.3
Perempuan / Female ('000)	11,529.2	13,858.0	15,001.5
Jumlah / Total ('000)	23,495.0	28,588.8	30,995.8
% Lelaki (daripada jumlah) / % Male (from Total)	50.9	51.5	51.6
% Perempuan (daripada jumlah) / % Female (from Total)	49.1	48.5	48.4
Kumpulan Umur / Age Group			
0-14 tahun / age 0-14 ('000)	8,003.0	7,822.0	7,754.6
Lelaki / Male ('000)	4,113.0	4,011.1	3,994.4
Perempuan / Female ('000)	3,890.0	3,810.9	3,760.2
15-64 tahun / age 15-64 ('000)	14,560.1	19,341.7	21,415.1
Lelaki / Male ('000)	7,417.4	10,031.8	11,115.8
Perempuan / Female ('000)	7,142.7	9,309.9	10,299.3
65 tahun dan ke atas / age 65 and above ('000)	931.9	1,425.1	1,826.1
Lelaki / Male ('000)	435.4	687.9	884.1
Perempuan / Female ('000)	496.5	737.2	942.0

Sumber : Jabatan Perangkaan Malaysia/Source : Department of Statistic, Malaysia



BAHAGIAN B : PERKHIDMATAN LUAR
Section B : Field Services



1. Perkhidmatan Bantuan
Financial Assistance Services

JADUAL 1.1 : BANTUAN KEWANGAN MENGIKUT NEGERI BAGI TAHUN 2013 -2015

Table 1.1 : Financial Assistance by State, 2013-2015

Negeri / State	2013		2014		2015	
	Bil. Penerima	RM'000	Bil. Penerima	RM'000	Bil. Penerima	RM'000
	<i>No. of recipient</i>	<i>RM'000</i>	<i>No. of recipient</i>	<i>RM'000</i>	<i>No. of recipient</i>	<i>RM'000</i>
Johor	49,382	156,044.8	48,125	147,218.2	48,316	157,186.4
Kedah	42,046	131,443.2	39,693	118,611.6	39,032	125,270.8
Kelantan	38,980	106,895.1	41,119	112,507.6	42,159	121,345.2
Melaka	30,195	92,865.7	28,082	89,710.6	27,782	91,746.9
Negeri Sembilan	27,694 ¹	83,318.4	27,142	78,391.9	28,109	84,555.7
Pahang	28,293	92,022.7	28,462	93,236.9	28,511	97,775.9
Perak	37,876	114,295.0	38,317	114,634.1	37,267	120,642.8
Perlis	9,677	20,834.4	9,327	22,024.8	10,223	24,651.7
Pulau Pinang	23,944	77,879.3	20,630	69,992.4	18,971	68,319.8
Sabah	61,769	222,326.5	61,930	193,503.4	57,283	178,628.8
Sarawak	49,945	148,552.9	58,366	152,123.1	57,187	173,570.0
Selangor	41,683	143,868.3	40,996	121,860.8	40,727	130,148.0
Terengganu	35,284	101,483.1	35,257	102,260.0	35,864	105,294.8
Kuala Lumpur	14,601	47,048.0	14,262	42,570.9	14,926	47,923.2
Labuan	1,307	3,434.7	899	2,872.1	828	2,540.5
Jumlah/Total	492,676	1,542,312.2	492,607	1,461,518.4	487,185	1,529,600.6

Nota : 1 Semakan semula data

Note : 1 Revised data

JADUAL 1.2 : BANTUAN KEWANGAN MENGIKUT SKIM BAGI TAHUN 2013-2015

Table 1.2 : Financial Assistance by Scheme, 2013-2015

Skim/ Scheme	2013		2014		2015	
	Bil. Penerima	RM'000	Bil. Penerima	RM'000	Bil. Penerima	RM'000
	No. of recipient	RM'000	No. of recipient	RM'000	No. of recipient	RM'000
BKK	99,771	327,842.5	89,712	279,323.6	83,570	259,371.4
BOT	142,124	540,081.9	142,032	500,401.9	141,493	502,171.1
BAP	171	932.9	1,529	1,538.2	221	1,453.6
EPC	65,372	230,303.3	70,661	243,268.2	74,324	305,036.3
BA	115,694	267,281.3	113,147	258,701.6	110,794	248,541.2
GP	500 ¹	1,226.8	1,149	3,768.4	1,196	4,137.6
BENCANA						
AT	2,905	4,708.3	1,830	2,747.6	1,412	2,729.4
BPT	28,417	103,738.9	28,046	97,783.9	25,978	95,937.1
LATIHAN APPERANTIS	177	644.5	178	1,144.4	159	600.4
BTB	37,545	65,551.9	44,323	72,840.6	48,038	109,622.7
JUMLAH / Total	492,676	1,542,312.2	492,607	1,461,518.4	487,185	1,529,600.6

Nota : 1 Semakan semula data

Note : 1 Revised data

Jadual 1.3: BANTUAN KEWANGAN MENGIKUT ETNIK BAGI TAHUN 2012-2015

Table 1.3 : Financial Assistance by Ethnic, 2012-2015

Kumpulan Etnik / Ethnic Group	2013		2014		2015	
	Bil. Penerima	RM'000	Bil. Penerima	RM'000	Bil. Penerima	RM'000
	No. of recipient	RM'000	No. of recipient	RM'000	No. of recipient	RM'000
Melayu / Malay	263,398 ¹	804,170.1	260,533	771,235.8	259,646	809,953.0
Cina / Chinese	78,539	246,829.7	78,928	238,831.3	79,453	258,850.1
India / Indian	56,705	174,714.2	54,290	162,068.8	54,363	171,632.2
Psm / Psm (Peninsular natives)	1,630	7,414.9	1,604	4,987.2	1,626	5,217.6
Psb / Psb (Sabah natives)	50,345	196,562.8	56,307	173,978.7	51,067	159,534.8
Psw / Psw (Sarawak natives)	33,565	99,457.4	38,414	100,617.8	37,094	112,301.6
Lain-Lain / Others	8,494	13,163.2	2,531	9,798.8	3,936	12,111.2
JUMLAH / Total	492,676	1,542,312.2	492,607	1,461,518.4	487,185	1,529,600.6

Nota : 1 Semakan semula data

Note : 1 Revised data

A decorative graphic featuring a large, stylized number '7' in yellow and purple. To the right of the '7' is a stylized figure of a person with arms raised, rendered in purple and orange. The background consists of diagonal grey stripes. A dark blue banner with yellow ends is positioned across the middle of the image, containing the text.

1.1 BANTUAN KANAK-KANAK (BKK)

Financial Assistance for Children

JADUAL 1.1 (a) : BANTUAN KANAK-KANAK MENGIKUT NEGERI, 2013-2015
Table 1.1 (a) : Financial Assistance for Children by State, 2013-2015

Negeri / State	2013		2014		2015	
	Bil. Penerima	RM'000	Bil. Penerima	RM'000	Bil. Penerima	RM'000
	<i>No. of recipient</i>	<i>RM'000</i>	<i>No. of recipient</i>	<i>RM'000</i>	<i>No. of recipient</i>	<i>RM'000</i>
Johor	9,978	33,103.9	8,388	26,726.0	7,778	24,058.0
Kedah	8,975	30,117.0	6,791	21,732.0	6,036	17,922.2
Kelantan	11,545	33,216.5	11,688	33,201.0	11,745	32,421.5
Melaka	5,205	16,766.9	4,288	14,608.0	3,969	13,330.1
Negeri Sembilan	6,176	20,098.2	5,835	17,310.7	5,746	16,764.5
Pahang	5,929	17,012.9	5,766	16,968.9	5,538	16,352.2
Perak	5,700	19,983.7	5,251	16,161.7	4,725	17,227.2
Perlis	1,583	4,618.6	1,591	4,666.8	1,707	4,873.0
Pulau Pinang	5,098	16,777.6	3,573	12,204.8	2,500	8,703.0
Sabah	10,436	40,379.4	8,512	31,693.4	7,226	28,924.9
Sarawak	13,454	38,050.3	14,248	34,873.5	13,396	36,737.9
Selangor	8,538	33,434.1	7,113	24,518.2	6,570	20,749.8
Terengganu	6,052	20,097.5	5,612	19,350.2	5,643	18,118.6
W.P. Kuala Lumpur	918	3,675.8	917	2,906.8	878	2,885.8
W.P. Labuan	184	510.1	139	401.8	113	302.8
Jumlah / Total	99,771	327,842.5	89,712	277,323.6	83,570	259,371.4

JADUAL 1.1 (b) : BANTUAN KANAK-KANAK MENGIKUT KUMPULAN ETNIK, 2013-2015
Table 1.1 (b) : Financial Assistance for Children by Ethnic, 2013-2015

Kumpulan Etnik / <i>Ethnic Group</i>	2013		2014		2015	
	Bil. Penerima	RM'000	Bil. Penerima	RM'000	Bil. Penerima	RM'000
	<i>No. of recipient</i>	<i>RM'000</i>	<i>No. of recipient</i>	<i>RM'000</i>	<i>No. of recipient</i>	<i>RM'000</i>
Melayu / <i>Malay</i>	56,897	186,265.2	51,451	160,579.9	48,883	147,670.6
Cina / <i>Chinese</i>	9,878	30,844.5	8,807	26,997.3	8,199	25,128.3
India / <i>Indian</i>	12,796	42,946.1	10,683	34,998.4	9,541	31,301.7
Psm / <i>Psm (Peninsular natives)</i>	384	2,578.6	381	1,317.1	371	1,175.0
Psb / <i>Psb (Sabah natives)</i>	9,342	36,433.3	8,181	30,287.6	6,766	27,597.5
Psw / <i>Psw (Sarawak natives)</i>	9,112	25,083.5	9,578	22,733.1	9,048	23,976.8
Lain-Lain / <i>Others</i>	1,362	3,691.3	631	2,410.3	762	2,521.5
Jumlah / <i>Total</i>	99,771	327,842.5	89,712	279,323.6	83,570	259,371.4



1.2 BANTUAN ORANG TUA (BOT)/
Financial Assistance For Older Person

JADUAL 1.2 (a) : BANTUAN ORANG TUA MENGIKUT NEGERI, 2013-2015
Table 1.2 (a) : Financial Assistance for Older Person by State, 2013-2015

Negeri / State	2013		2014		2015	
	Bil. Penerima	RM'000	Bil. Penerima	RM'000	Bil. Penerima	RM'000
	No. of recipient	RM'000	No. of recipient	RM'000	No. of recipient	RM'000
Johor	14,950	55,857.3	14,366	51,877.5	14,216	51,609.3
Kedah	7,801	30,526.5	7,042	26,411.4	6,660	24,445.7
Kelantan	9,226	32,068.2	9,323	33,581.3	9,557	33,910.5
Melaka	9,989	34,583.7	9,039	33,238.2	8,814	31,791.4
Negeri Sembilan	8,969	32,814.0	8,782	31,419.3	9,143	31,903.7
Pahang	8,380	29,469.3	8,775	31,090.5	8,866	31,833.6
Perak	7,124	25,515.3	7,341	25,849.5	7,300	26,253.9
Pertlis	155	350.4	230	698.7	1,223	1,690.1
Pulau Pinang	7,623	27,780.3	6,630	24,930.6	6,083	22,559.1
Sabah	31,177	130,745.7	30,431	108,281.7	27,852	98,662.4
Sarawak	18,284	69,934.2	21,345	67,312.3	22,297	79,129.0
Selangor	10,793	43,118.4	10,675	37,678.7	11,278	39,434.2
Terengganu	3,912	12,901.5	4,230	14,529.9	4,314	15,320.4
W.P. Kuala Lumpur	3,441	13,389.3	3,564	12,485.4	3,647	12,745.8
W.P. Labuan	300	1,027.8	259	1,017.0	243	882.0
Jumlah / Total	142,124	540,081.9	142,032	500,401.9	141,493	502,171.1

JADUAL 1.2 (b) : BANTUAN ORANG TUA MENGIKUT KUMPULAN ETNIK, 2013-2015
Table 1.2 (b) : Financial Assistance for Older Person by Ethnic Group, 2013-2015

Kumpulan Etnik / Ethnic Group	2013		2014		2015	
	Bil. Penerima	RM'000	Bil. Penerima	RM'000	Bil. Penerima	RM'000
	No. of recipient	RM'000	No. of recipient	RM'000	No. of recipient	RM'000
Melayu / Malay	58,526	216,515.2	57,821	206,946.7	58,378	207,016.6
Cina / Chinese	27,725	100,095.1	27,153	96,624.7	27,443	98,350.1
India / Indian	13,518	49,455.8	12,961	46,606.7	13,398	47,319.3
Psm / Psm (Peninsular natives)	467	2,254.2	473	1,639.8	467	1,673.0
Psb / Psb (Sabah natives)	24,762	116,674.8	27,702	97,109.4	24,958	87,755.6
Psw / Psw (Sarawak natives)	12,914	49,432.5	15,078	47,621.8	15,397	54,959.7
Lain-Lain / Others	4,212	5,654.3	844	3,852.8	1,452	5,096.8
Jumlah / Total	142,124	540,081.9	142,032	500,401.9	141,493	502,171.1



1.3 BANTUAN ANAK PELIHARA (BAP)/ *Financial Assistance For Foster Children*

JADUAL 1.3 (a) : BANTUAN ANAK PELIHARA MENGIKUT NEGERI, 2013-2015
Table 1.3 (a) : Financial Assistance for Foster Children by State, 2013-2015

Negeri / State	2013		2014		2015	
	Bil. Penerima	RM'000	Bil. Penerima	RM'000	Bil. Penerima	RM'000
	No. of recipient	RM'000	No. of recipient	RM'000	No. of recipient	RM'000
Johor	28	113.6	18	90.0	18	70.3
Kedah	17	86.3	15	66.8	20	54.5
Kelantan	7	24.3	3	18.3	2	251.8
Melaka	10	31.8	8	29.5	10	24.3
Negeri Sembilan	5	26.0	9	34.2	9	36.5
Pahang	13	62.5	18	51.0	17	60.5
Perak	2	15.8	2	7.5	0	0.5
Perlis	0	0.0	0	0.0	0	0.0
Pulau Pinang	0	0.0	0	0.0	0	0.0
Sabah	15	276.9	2	101.0	3	8.3
Sarawak	19	55.3	1,373	866.5	19	484.1
Selangor	42	181.5	59	185.5	97	364.0
Terengganu	1	4.5	0	2.0	1	0.8
W.P. Kuala Lumpur	12	54.8	22	86.0	25	98.3
W.P. Labuan	0	0.0	0	0.0	0	0.0
Jumlah / Total	171	932.9	1,529	1,538.2	221	1,453.6

JADUAL 1.3 (b) : BANTUAN ANAK PELIHARA MENGIKUT KUMPULAN ETNIK, 2013-2015
Table 1.3 (b) : Financial Assistance for Foster Children by Ethnic, 2013-2015

Kumpulan Etnik / Ethnic Group	2013		2014		2015	
	Bil. Penerima	RM'000	Bil. Penerima	RM'000	Bil. Penerima	RM'000
	No. of recipient	RM'000	No. of recipient	RM'000	No. of recipient	RM'000
Melayu / Malay	122	519.5	280	603.0	162	690.1
Cina / Chinese	11	222.6	153	199.2	25	160.8
India / Indian	13	63.8	19	66.0	26	91.5
Psm / Psm (Peninsular natives)	-	0.0	-	0.0	-	169.3
Psb / Psb (Sabah natives)	15	108.8	2	46.7	3	8.5
Psw / Psw (Sarawak natives)	10	18.0	1,068	621.0	4	332.1
Lain-Lain / Others	-	0.3	7	2.4	1	1.4
Jumlah / Total	171	932.9	1,529	1,538.2	221	1,453.6



1.4. ELAUN PEKERJA CACAT (EPC)/
Allowance for Disabled Workers

JADUAL 1.4 (a) : ELAUN PEKERJA CACAT MENGIKUT NEGERI, 2013-2015
Table 1.4 (a) : Allowance for Disabled Workers by State, 2013-2015

Negeri / State	2013		2014		2015	
	Bil. Penerima	RM'000	Bil. Penerima	RM'000	Bil. Penerima	RM'000
	No. of recipient	RM'000	No. of recipient	RM'000	No. of recipient	RM'000
Johor	9,499	33,284.4	9,915	34,759.8	10,345	42,805.0
Kedah	8,498	30,335.4	9,767	32,960.7	9,988	41,710.6
Kelantan	4,933	16,901.1	5,487	18,804.6	5,897	24,010.0
Melaka	4,105	13,575.9	4,277	14,783.7	4,510	18,455.5
Negeri Sembilan	2,713	9,534.0	2,839	9,762.9	3,249	13,017.9
Pahang	4,190	14,424.8	4,402	15,494.7	4,587	18,900.4
Perak	6,764	23,608.5	7,188	25,273.5	7,197	30,110.2
Pertlis	1,227	4,089.6	1,368	4,741.5	1,493	6,061.7
Pulau Pinang	5,365	18,519.6	5,125	18,249.0	5,088	21,293.3
Sabah	828	2,760.9	932	3,110.7	998	3,977.5
Sarawak	2,154	7,962.5	2,674	8,356.2	2,975	11,993.4
Selangor	7,309	28,024.8	8,351	28,275.3	8,790	36,315.7
Terengganu	3,287	11,075.4	3,631	12,370.2	4,062	15,828.8
W.P. Kuala Lumpur	4,369	15,772.3	4,569	15,846.9	5,010	20,003.2
W.P. Labuan	131	434.1	136	478.5	135	553.4
Jumlah / Total	65,372	230,303.3	70,661	243,268.2	74,324	305,036.3

JADUAL 1.4 (b) : ELAUN PEKERJA CACAT MENGIKUT KUMPULAN ETNIK, 2013-2015
Table 1.4 (b) : Allowance for Disabled Workers by Ethnic Group, 2013-2015

Kumpulan Etnik / <i>Ethnic Group</i>	2013		2014		2015	
	Bil. Penerima	RM'000	Bil. Penerima	RM'000	Bil. Penerima	RM'000
	<i>No. of recipient</i>	<i>RM'000</i>	<i>No. of recipient</i>	<i>RM'000</i>	<i>No. of recipient</i>	<i>RM'000</i>
Melayu / <i>Malay</i>	40,321	141,834.8	43,794	150,710.2	45,691	187,857.0
Cina / <i>Chinese</i>	14,990	53,072.6	15,621	54,221.2	16,343	67,803.8
India / <i>Indian</i>	8,090	28,515.2	8,958	30,717.2	9,692	39,022.1
Psm / <i>Psm (Peninsular natives)</i>	84	305.4	93	363.6	101	428.7
Psb / <i>Psb (Sabah natives)</i>	512	1,848.3	701	2,304.9	737	3,010.3
Psw / <i>Psw (Sarawak natives)</i>	1,022	3,797.0	1,296	4,176.3	1,396	5,691.4
Lain-Lain / <i>Others</i>	353	930.0	198	774.9	364	1,223.2
Jumlah / <i>Total</i>	65,372	230,303.3	70,661	243,268.2	74,324	305,036.3



1.5 BANTUAN AM (BA)/
Public Assistance

JADUAL 1.5 (a) : BANTUAN AM MENGIKUT NEGERI, 2013 – 2015**Table 1.5 (a) : Public Assistance by State, 2013-2015**

Negeri / State	2013		2014		2015	
	Bil. Penerima	RM'000	Bil. Penerima	RM'000	Bil. Penerima	RM'000
	No. of recipient	RM'000	No. of recipient	RM'000	No. of recipient	RM'000
Johor	5,130	9,532.5	5,215	9,346.7	5,553	9,727.4
Kedah	8,830	18,088.8	8,096	16,811.7	8,185	17,117.4
Kelantan	7,481	10,499.8	7,710	10,878.3	7,607	10,864.6
Melaka	7,573	19,685.3	7,310	19,157.1	7,163	18,980.7
Negeri Sembilan	6,944	13,716.9	6,615	12,849.8	6,517	13,870.5
Pahang	5,140	19,628.2	4,673	17,562.0	4,370	16,179.8
Perak	10,466	26,852.1	10,243	26,146.3	9,784	24,267.1
Pertlis	4,696	7,841.9	4,433	7,959.6	4,337	7,886.3
Pulau Pinang	2,549	6,644.8	1,999	6,573.4	1,932	6,301.9
Sabah	15,470	37,219.5	18,991	40,109.5	18,366	37,533.0
Sarawak	10,100	16,780.4	9,954	22,317.9	10,346	22,731.4
Selangor	8,115	21,377.7	6,196	13,998.8	5,461	10,880.8
Terengganu	18,521	48,520.3	18,125	47,035.8	17,861	45,268.8
W.P. Kuala Lumpur	4,266	9,960.9	3,335	7,250.6	3,097	6,453.4
W.P. Labuan	413	932.4	252	704.0	215	478.3
Jumlah / Total	115,694	267,281.3	113,147	258,701.6	110,794	248,541.2

JADUAL 1.5 (b) :BANTUAN AM MENGIKUT KUMPULAN ETNIK, 2013-2015
Table 1.5 (b) : Public Assistance by Ethnic Group, 2013-2015

Kumpulan Etnik / Ethnic Group	2013		2014		2015	
	Bil. Penerima	RM'000	Bil. Penerima	RM'000	Bil. Penerima	RM'000
	No. of recipient	RM'000	No. of recipient	RM'000	No. of recipient	RM'000
Melayu / Malay	65,635	153,323.7	62,045	144,819.2	60,379	138,290.6
Cina / Chinese	13,534	32,192.5	13,734	30,411.4	13,632	29,966.2
India / Indian	14,625	34,733.8	12,881	30,409.0	12,612	29,514.0
Psm / Psm (Peninsular natives)	504	1,782.1	483	1,218.1	486	1,213.2
Psb / Psb (Sabah natives)	12,578	32,578.1	17,185	36,013.9	16,379	33,693.4
Psw / Psw (Sarawak natives)	6,932	11,502.4	6,470	14,700.7	6,741	14,860.0
Lain-Lain / Others	1,886	1,168.8	349	1,129.2	565	1,003.8
Jumlah / Total	115,694	267,281.3	113,147	258,701.6	110,794	248,541.2

JADUAL 1.5 (c) : BANTUAN AM MENGIKUT KATEGORI PENERIMA, 2013 – 2015
Table 1.5 (c) : Public Assistance by Category, 2013-2015

Kategori Penerima / <i>Category of Recipient</i>	2013		2014		2015	
	Bil. Penerima	RM'000	Bil. Penerima	RM'000	Bil. Penerima	RM'000
	<i>No. of recipient</i>	<i>RM'000</i>	<i>No. of recipient</i>	<i>RM'000</i>	<i>No. of recipient</i>	<i>RM'000</i>
Warga Emas / <i>Senior citizen</i>	16,096	33,891.6	15,366	34,100.3	14,111	31,872.6
Orang Kurang Upaya / <i>Person with Disabilities</i>	9,574	17,262.8	10,961	23,015.7	9,901	21,273.7
Ibu Tunggal dan Tanggungan / <i>Single Mother & Dependants</i>	21,583	48,806.5	18,374	43,120.8	17,229	3.1
Anak Yatim / <i>Orphans</i>	1,593	4,437.3	2,112	9,980.7	1,663	23.1
Pesakit yang tidak boleh bekerja / <i>Patients incapable for work</i>	0	0.0	0	0.0	0	0.0
Tanggungan banduan/tahanan / <i>Prisoner & dependants</i>	0	0.0	0	0.0	0	0.0
Bantuan latihan aperantis / <i>Apperantice Trainees</i>	0	0.0	0	0.0	0	0.0
Orang Miskin / <i>Poor people</i>	66,848	163,383.0	66,334	148,484.1	67,890	195,368.6
Jumlah / Total	115,694	267,781.3	113,147	258,701.6	110,794	248,541.2



1.6. GERAN PELANCARAN (GP)/
Launching Grants

JADUAL 1.6 (a) : GERAN PELANCARAN MENGIKUT NEGERI , 2013 – 2015
Table 1.6 (a) : Launching Grants by State, 2013-2015

Negeri / State	2013		2014		2015	
	Bil. Penerima	RM'000	Bil. Penerima	RM'000	Bil. Penerima	RM'000
	No. of recipient	RM'000	No. of recipient	RM'000	No. of recipient	RM'000
Johor	78	209.2	69	179.5	65	174.6
Kedah	37	99.6	31	83.6	61	166.5
Kelantan	40	106.4	47	119.9	83	218.9
Melaka	12	29.1	9	20.2	53	128.2
Negeri Sembilan	45 ¹	65.1	20	52.0	0	0.0
Pahang	30	80.2	13	34.5	14	37.8
Perak	64	161.7	41	102.1	38	101.5
Perlis	44	101.2	44	92.6	87	209.8
Pulau Pinang	12	29.8	6	14.6	19	50.3
Sabah	0	0.0	0	0.0	0	0.0
Sarawak	0	0.0	708	2,663.5	569	2,516.4
Selangor	21	49.3	53	132.5	80	208.9
Terengganu	78	195.9	95	242.2	116	295.1
W.P. Kuala Lumpur	37	93.8	13	31.3	8	21.6
W.P. Labuan	2	5.4	0	0.0	3	8.1
Jumlah / Total	500	1,226.7	1,149	3,768.4	1,196	4,137.6

Nota : 1 Semakan semula data
 Note : 1 Revised data

JADUAL 1.6 (b) : GERAN PELANCARAN MENGIKUT KUMPULAN ETNIK, 2013-2015
Table 1.6 (b) : Launching Grants by Ethnic Group, 2013-2015

Kumpulan Etnik / Ethnic Group	2013		2014		2015	
	Bil. Penerima	RM'000	Bil. Penerima	RM'000	Bil. Penerima	RM'000
	No. of recipient	RM'000	No. of recipient	RM'000	No. of recipient	RM'000
Melayu / Malay	466 ¹	1,138.6	679	2,077.6	836	2,577.6
Cina / Chinese	11	27.5	75	258.5	63	260.5
India / Indian	22	57.9	14	36.6	9	22.3
Psm / Psm (Peninsular natives)	1	2.7	-	0.0	-	0.0
Psb / Psb (Sabah natives)	-	0.0	-	0.0	-	0.0
Psw / Psw (Sarawak natives)	-	0.0	381	1,395.7	288	1,277.3
Lain-Lain / Others	-	0.0	-	0.0	-	0.0
Jumlah / Total	500	1,226.7	1,149	3,768.4	1,196	4,137.6

Nota : 1 Semakan semula data

Note : 1 Revised data

JADUAL 1.6 (c) : GERAN PELANCARAN MENGIKUT KATEGORI PENERIMA, 2013-2015

Table 1.6 (c) : Launching Grants by Category, 2013-2015

Kategori Penerima / Category of Recipient	2013		2014		2015	
	Bil. Penerima	RM'000	Bil. Penerima	RM'000	Bil. Penerima	RM'000
	No. of recipient	RM'000	No. of recipient	RM'000	No. of recipient	RM'000
OKU / PWD's	144	378.3	256	839.6	292	927.5
Ibu Tunggal / Single Mother	119	293.1	393	1,363.6	426	1,532.1
Bekas Pelatih Institusi JKM / Former Trainees of SWD institutes	0	0.0	0	0.0	0	0.0
Klien Bantuan / Clients Assistance	0	0.0	0	0.0	0	0.0
Lain-lain / Others	0	0.0	0	0.0	0	0.0
Orang Miskin / Poor People	237 ¹	555.3	500	1,565.3	478	1,678.0
Jumlah / Total	500	1,226.7	1,149	3,768.4	1,196	4,137.6

Nota : 1 Semakan semula data

Note : 1 Revised data



1.7. BANTUAN ALAT TIRUAN / SOKONGAN (AT)/
Financial Assistance of Artificial /Assistive Devices

JADUAL 1.7 (a) : BANTUAN ALAT TIRUAN / SOKONGAN MENGIKUT NEGERI, 2013-2015
Table 1.7 (a) : Financial Assistance of Artificial /Assistive Devices by State, 2013-2015

Negeri / State	2013		2014		2015	
	Bil. Penerima	RM'000	Bil. Penerima	RM'000	Bil. Penerima	RM'000
	No. of recipient	RM'000	No. of recipient	RM'000	No. of recipient	RM'000
Johor	208	413.5	252	553.5	187	388.0
Kedah	134	171.7	38	15.8	163	352.7
Kelantan	89	62.4	102	105.9	69	48.9
Melaka	12	15.3	0	0.0	0	0.0
Negeri Sembilan	153	299.2	137	268.7	186	419.5
Pahang	41	47.4	14	18.6	12	54.9
Perak	118	164.8	51	130.2	41	84.3
Perlis	774	272.3	462	173.7	98	52.9
Pulau Pinang	49	78.7	30	58.8	34	68.3
Sabah	273	341.0	159	224.9	126	144.4
Sarawak	146	394.4	200	345.3	171	335.8
Selangor	365	1,374.3	191	450.0	157	328.8
Terengganu	235	307.5	131	227.7	114	260.5
W.P. Kuala Lumpur	151	503.5	56	165.1	49	168.1
W,P Labuan	157	262.3	7	9.4	5	22.3
Jumlah / Total	2,905	4,708.3	1,830	2,747.6	1,412	2,729.4

JADUAL 1.7 (b) : BANTUAN ALAT TIRUAN / SOKONGAN MENGIKUT KUMPULAN ETNIK, 2013-2015
Table 1.7 (b) : Financial Assistance of Artificial /Assistive Devices by Ethnic Group, 2013-2015

Kumpulan Etnik / Ethnic Group	2013		2014		2015	
	Bil. Penerima	RM'000	Bil. Penerima	RM'000	Bil. Penerima	RM'000
	No. of recipient	RM'000	No. of recipient	RM'000	No. of recipient	RM'000
Melayu / Malay	1,921	2,302.5	1,216	1,581.1	881	1,610.9
Cina / Chinese	379	1,082.4	178	424.9	174	461.8
India / Indian	202	669.8	145	335.9	138	352.4
Psm / Psm (Peninsular natives)	34	12.8	1	0.3	3	6.1
Psb / Psb (Sabah natives)	242	362.0	153	218.0	129	154.9
Psw / Psw (Sarawak natives)	125	274.8	132	181.4	82	137.2
Lain-Lain / Others	2	4.0	5	6.0	5	6.2
Jumlah / Total	2,905	4,708.3	1,830	2,747.6	1,412	2,729.4

JADUAL 1.7 (c) : BANTUAN ALAT TIRUAN / SOKONGAN MENGIKUT ALAT TIRUAN, 2013-2015**Table 1.7 (c) : Financial Assistance of Artificial /Assistive Devices by Item, 2013-2015**

Alat Tiruan / Artificial Limb	2013		2014		2015	
	Bil. Penerima	RM'000	Bil. Penerima	RM'000	Bil. Penerima	RM'000
	No. of recipient	RM'000	No. of recipient	RM'000	No. of recipient	RM'000
Alat pendengaran / Hearing aids	528	1,548.0	314	898.9	358	1,140.0
Kaki palsu / Artificial legs	231	980.0	197	864.6	162	666.9
Lengan palsu / Artificial arm	30	134.7	14	92.8	12	66.2
Kalipers / Calipers	26	57.7	16	45.4	23	29.2
Kerusi roda / Wheelchairs	1,396	981.1	845	541.1	596	514.1
Tongkat / Walking sticks	84	38.7	56	12.3	39	3.7
Tongkat ketiak / Crutches	0	0.0	0	0.0	0	0.0
Lain-lain / Others	610	968.1	388	292.6	222	309.2
Jumlah / Total	2,905	4,708.3	1,830	2,747.6	1,412	2,729.4



**1.8. ELAUN PERANTIS/
*Apperanticeship Allowance***

JADUAL 1.8 (a) : ELAUN PERANTIS MENGIKUT NEGERI, 2013 - 2015
Table 1.8 (a) : Apperanticeship Allowance by State, 2013-2015

Negeri / State	2013		2014		2015	
	Bil. Penerima	RM'000	Bil. Penerima	RM'000	Bil. Penerima	RM'000
	No. of recipient	RM'000	No. of recipient	RM'000	No. of recipient	RM'000
Johor	44	103.2	35	88.2	27	69.2
Kedah	10	95.0	25	118.4	8	79.9
Kelantan	3	9.6	2	9.0	4	15.4
Melaka	3	19.0	3	8.8	4	9.6
Negeri Sembilan	16	37.0	15	38.6	17	33.8
Pahang	1	4.0	1	2.4	0	1.4
Perak	24	56.8	18	43.8	26	58.0
Perlis	14	58.1	19	99.5	20	134.6
Pulau Pinang	0	0.0	0	0.0	0	0.0
Sabah	0	0.0	0	6.6	0	0.0
Sarawak	10	59.0	3	508.2	1	3.0
Selangor	29	73.1	39	110.3	33	108.4
Terengganu	19	113.0	15	103.1	12	75.6
W.P. Kuala Lumpur	4	16.8	3	7.6	7	11.5
W,P Labuan	0	0.0	0	0.0	0	0.0
Jumlah / Total	177	644.5	178	1,144.4	159	600.4

JADUAL 1.8 (b) : ELAUN PERANTIS MENGIKUT KUMPULAN ETNIK, 2013 - 2015
Table 1.8 (b) : Apperanticeship Allowance by Ethnic Group, 2013-2015

Kumpulan Etnik / <i>Ethnic Group</i>	2013		2014		2015	
	Bil. Penerima	RM'000	Bil. Penerima	RM'000	Bil. Penerima	RM'000
	<i>No. of recipient</i>	<i>RM'000</i>	<i>No. of recipient</i>	<i>RM'000</i>	<i>No. of recipient</i>	<i>RM'000</i>
Melayu / <i>Malay</i>	163	572.5	169	614.3	154	579.4
Cina / <i>Chinese</i>	2	4.4	1	14.4	-	2.7
India / <i>Indian</i>	4	12.7	8	18.5	4	16.5
Psm / <i>Psm (Peninsular natives)</i>	-	0.0	-	0.0	-	0.0
Psb / <i>Psb (Sabah natives)</i>	-	0.0	-	6.6	-	0.0
Psw / <i>Psw (Sarawak natives)</i>	8	55.0	-	490.6	1	1.8
Lain-Lain / <i>Others</i>	-	0.0	-	0.0	-	0.0
Jumlah / <i>Total</i>	177	644.5	178	1,144.4	159	600.4



1.9. BANTUAN OKU TERLANTAR/ PESAKIT KRONIK TERLANTAR (BPT)/
Financial Assistance for the Carers of The Bed-Ridden and Chronically Ill

**JADUAL 1.9 (a) : BANTUAN OKU TERLANTAR/ PESAKIT KRONIK TERLANTAR (BPT)
MENGIKUT NEGERI, 2013-2015**

Table 1.9 (a) : Financial Assistance for the Carers of The Bed-Ridden and Chronically Ill by State, 2013-2015

Negeri / State	2013		2014		2015	
	Bil. Penerima	RM'000	Bil. Penerima	RM'000	Bil. Penerima	RM'000
	<i>No. of recipient</i>	<i>RM'000</i>	<i>No. of recipient</i>	<i>RM'000</i>	<i>No. of recipient</i>	<i>RM'000</i>
Johor	3,636	13,510.4	3,420	12,580.2	3,194	12,166.2
Kedah	3,822	14,927.5	3,615	13,166.5	3,427	13,039.1
Kelantan	2,337	8,278.2	2,429	8,796.0	2,303	8,652.4
Melaka	1,375	4,870.4	1,177	4,398.3	1,123	4,101.0
Negeri Sembilan	977	3,825.0	909	3,264.3	923	3,265.7
Pahang	1,919	6,754.6	1,992	7,048.0	2,030	7,269.0
Perak	2,655	9,604.5	2,627	9,367.5	2,383	8,784.6
Perlis	695	2,702.7	656	2,639.7	685	2,427.3
Pulau Pinang	1,301	4,749.9	1,231	4,360.2	1,090	4,142.7
Sabah	3,408	10,305.4	2,680	9,598.0	2,432	8,774.4
Sarawak	2,183	8,152.0	2,791	7,558.1	2,058	7,711.0
Selangor	2,220	8,750.9	2,509	8,024.2	2,154	8,151.3
Terengganu	1,377	5,219.1	1,429	5,019.6	1,532	5,240.5
W.P. Kuala Lumpur	474	1,962.3	556	1,850.7	616	2,115.6
W,P Labuan	38	126.0	25	112.8	28	96.3
Jumlah / Total	28,417	103,738.9	28,046	97,783.9	25,978	95,937.1

**JADUAL 1.9 (b) : BANTUAN OKU TERLANTAR/ PESAKIT KRONIK TERLANTAR
MENGIKUT KUMPULAN ETNIK, 2013-2015**

**Table 1.9 (b) : Financial Assistance for the Carers of The Bed-Ridden and Chronically Ill by
Ethnic Group, 2013-2015**

Kumpulan Etnik / Ethnic Group	2013		2014		2015	
	Bil. Penerima	RM'000	Bil. Penerima	RM'000	Bil. Penerima	RM'000
	No. of recipient	RM'000	No. of recipient	RM'000	No. of recipient	RM'000
Melayu / Malay	16,705	62,627.7	16,767	59,366.0	15,680	58,144.6
Cina / Chinese	4,298	15,890.0	4,271	14,805.8	4,007	14,651.5
India / Indian	2,732	10,163.6	2,774	9,589.6	2,607	9,608.7
Psm / Psm (Peninsular natives)	77	342.0	81	291.3	80	298.2
Psb / Psb (Sabah natives)	2,753	8,286.2	2,177	7,648.8	1,850	6,780.6
Psw / Psw (Sarawak natives)	1,340	4,963.2	1,611	4,689.2	1,221	4,700.0
Lain-Lain / Others	512	1,466.3	365	1,393.4	533	1,753.5
Jumlah / Total	28,417	103,738.9	28,046	97,783.9	25,978	95,937.1



1.10. BANTUAN OKU TIDAK BERUPAYA BEKERJA (BTB)/
Financial Assistance for PWD's Incapable of Work

JADUAL 1.10 (a) : BANTUAN OKU TIDAK BERUPAYA BEKERJA (BTB) MENGIKUT NEGERI, 2013 - 2015
Table 1.10 (a) : Financial Assistance for PWD's Incapable of Work by State, 2013-2015

Negeri / State	2013		2014		2015	
	Bil. Penerima	RM'000	Bil. Penerima	RM'000	Bil. Penerima	RM'000
	No. of recipient	RM'000	No. of recipient	RM'000	No. of recipient	RM'000
Johor	5,831	9,916.8	6,447	11,016.9	6,933	16,118.6
Kedah	3,922	6,995.5	4,273	7,244.8	4,484	10,382.3
Kelantan	3,319	5,728.7	4,328	6,993.4	4,892	10,951.2
Melaka	1,911	3,288.3	1,971	3,466.8	2,136	4,926.2
Negeri Sembilan	1,696	2,903.0	1,981	3,391.4	2,319	5,243.6
Pahang	2,650	4,539.0	2,808	4,966.3	3,077	7,086.4
Perak	4,959	8,331.9	5,555	9,552.0	5,773	13,755.6
Perlis	489	799.7	524	952.8	573	1,316.2
Pulau Pinang	1,947	3,298.7	2,036	3,601.1	2,225	5,201.2
Sabah	162	297.5	223	377.7	280	604.1
Sarawak	3,595	7,165.0	5,070	7,321.6	5,355	11,928.1
Selangor	4,251	7,484.3	5,810	8,487.4	6,107	13,606.2
Terengganu	1,802	3,048.5	1,989	3,379.4	2,209	4,885.8
W.P. Kuala Lumpur	929	1,618.6	1,227	1,940.6	1,589	3,420.0
W.P. Labuan	82	136.7	81	148.7	86	197.4
Jumlah / Total	37,545	65,551.9	44,323	72,840.6	48,038	109,622.7

**JADUAL 1.10 (b) : BANTUAN OKU TIDAK BERUPAYA BEKERJA (BTB)
MENGIKUT KUMPULAN ETNIK, 2013 - 2015**

Table 1.10 (b) : Financial Assistance for PWD's Incapable of Work by Ethnic Group, 2013-2015

Kumpulan Etnik / Ethnic Group	2013		2014		2015	
	Bil. Penerima	RM'000	Bil. Penerima	RM'000	Bil. Penerima	RM'000
	No. of recipient	RM'000	No. of recipient	RM'000	No. of recipient	RM'000
Melayu / Malay	22,642	39,070.6	26,311	43,937.8	28,602	65,515.7
Cina / Chinese	7,711	13,398.1	8,935	14,874.0	9,567	22,064.5
India / Indian	4,703	8,095.6	5,847	9,291.0	6,336	14,383.7
Psm / Psm (Peninsular natives)	79	137.1	92	157.1	118	254.3
Psb / Psb (Sabah natives)	141	271.3	206	342.8	245	534.2
Psw / Psw (Sarawak natives)	2,102	4,331.1	2,800	4,008.0	2,916	6,365.5
Lain-Lain / Others	167	248.3	132	230.0	254	504.8
Jumlah / Total	37,545	65,551.9	44,323	72,840.6	48,038	109,622.7



**2. KANAK-KANAK YANG MEMERLUKAN PERLINDUNGAN DAN PEMULIHAN/
*Children In Need of Protection and Rehabilitation***

**JADUAL 2.1 : KANAK-KANAK YANG MEMERLUKAN PERLINDUNGAN DAN PEMULIHAN
MENGIKUT NEGERI DAN JANTINA, 2015**

Table 2.1 : Children In Need of Protection and Rehabilitation by State and Sex, 2015

Negeri / State	Jantina / Gender		
	L / M	P / F	Jumlah / Total
Johor	0	17	17
Kedah	0	38	38
Kelantan	0	15	15
Melaka	0	8	8
Negeri Sembilan	0	14	14
Pahang	0	4	4
Perak	0	21	21
Perlis	0	0	0
Pulau Pinang	0	8	8
Sabah	1	33	34
Sarawak	0	10	10
Selangor	0	35	35
Terengganu	0	19	19
W.P. Kuala Lumpur	0	1	1
W.P. Labuan	0	0	0
Jumlah / Total	1	223	224

JADUAL 2.2 : KANAK-KANAK YANG MEMERLUKAN PERLINDUNGAN DAN PEMULIHAN MENGIKUT KUMPULAN ETNIK DAN JANTINA, 2015

Table 2.2 : Children In Need of Protection and Rehabilitation by Ethnic Group and Sex, 2015

Negeri / State	Melayu			Cina			India			PSm			PSb			PSw			Lain-lain			JUMLAH				
	Malay			Chinese			Indian			PSm(Native Semenanjung)			PSb(Native Sabah)			PSw(Native Sarawak)			Others			Total				
	L	P	JUM	L	P	JUM	L	P	JUM	L	P	JUM	L	P	JUM	L	P	JUM	L	P	JUM	L	P	JUM		
	M	F	Total	M	F	Total	M	F	Total	M	F	Total	M	F	Total	M	F	Total	M	F	Total	M	F	Total		
Johor	0	16	16			0	0	0	0	0	0	0	0	0	0	0	0	0	0	0	0	1	1	0	17	17
Kedah	0	31	31	0	1	1	0	6	6	0	0	0	0	0	0	0	0	0	0	0	0	0	0	0	38	38
Kelantan	0	15	15	0	0	0	0	0	0	0	0	0	0	0	0	0	0	0	0	0	0	0	0	0	15	15
Melaka	0	7	7	0	1	1	0	0	0	0	0	0	0	0	0	0	0	0	0	0	0	0	0	0	8	8
Negeri Sembilan	0	7	7	0	0	0	0	0	0	0	0	0	0	0	0	0	0	0	0	0	0	7	7	0	14	14
Pahang	0	4	4	0	0	0	0	0	0	0	0	0	0	0	0	0	0	0	0	0	0	0	0	0	4	4
Perak	0	19	19	0	1	1	0	1	1	0	0	0	0	0	0	0	0	0	0	0	0	0	0	0	21	21
Perlis	0	0	0	0	0	0	0	0	0	0	0	0	0	0	0	0	0	0	0	0	0	0	0	0	0	0
Pulau Pinang	0	4	4	0	3	3	0	1	1	0	0	0	0	0	0	0	0	0	0	0	0	0	0	0	8	8
Sabah	0	1	1	0	0	0	0	0	0	0	0	0	1	30	31	0	0	0	0	0	0	2	2	1	33	34
Sarawak	0	4	4	0	0	0	0	0	0	0	0	0	0	0	0	0	6	6	0	0	0	0	0	0	10	10
Selangor	0	31	31	0	1	1	0	3	3	0	0	0	0	0	0	0	0	0	0	0	0	0	0	0	35	35
Terengganu	0	19	19	0	0	0	0	0	0	0	0	0	0	0	0	0	0	0	0	0	0	0	0	0	19	19
W.P. Kuala Lumpur	0	1	1	0	0	0	0	0	0	0	0	0	0	0	0	0	0	0	0	0	0	0	0	0	1	1
W.P. Labuan	0	0	0	0	0	0	0	0	0	0	0	0	0	0	0	0	0	0	0	0	0	0	0	0	0	0
Jumlah / Total	0	159	159	0	7	7	0	11	11	0	0	0	1	30	31	0	6	6	0	10	10	1	223	224		

JADUAL 2.3 : KANAK-KANAK YANG MEMERLUKAN PELINDUNGAN DAN PEMULIHAN MENGIKUT JENIS KES DAN JANTINA, 2015

Table 2.3 : Children In Need of Protection and Rehabilitation by Type of Cases and Sex, 2015

Jenis Kes / Type of Case	Jantina / Gender		
	L / M	P / F	Jumlah / Total
Kanak-kanak yang memerlukan perlindungan dan pemulihan / <i>Children in need of protection and rehabilitation</i> Seksyen 38 (a) / <i>Section 38 (a)</i>	0	8	8
(b) Seksyen 38 (b) / <i>Section 38 (b)</i>	0	0	0
(c) Seksyen 38 © / <i>Section 38 (c)</i>	0	0	0
Memindahkan kanak-kanak ke tempat perlindungan / <i>Transfer of children to place of refuge</i> (a) Seksyen 39 (1) / <i>Section 39 (1)</i>	0	0	0
(b) Seksyen 39 (2) / <i>Section 39 (2)</i>	0	0	0
(c) Seksyen 39 (3) / <i>Section 39 (3)</i>	0	0	0
(d) Seksyen 39 (4) (a) / <i>Section 39 (4) (a)</i>	0	0	0
(e) Seksyen 39 (4) (b) / <i>Section 39 (4) (b)</i>	0	0	0
(f) Seksyen 39 (5) / <i>Section 39 (5)</i>	0	0	0
(a) Seksyen 41 (2) (a) / <i>Section 41 (2) (a)</i>	1	22	23
(b) Seksyen 41 (2) (b) / <i>Section 41 (2) (b)</i>	0	0	0
(c) Seksyen 41 (2) (c) / <i>Section 41 (2) (c)</i>	0	0	0
(d) Seksyen 41 (2) (d) / <i>Section 41 (2) (d)</i>	0	193	193
Jumlah / Total	1	223	224



3. KANAK-KANAK TERLIBAT DENGAN JENAYAH/ *Children Involved In Crime*

**JADUAL 3.1 : KANAK-KANAK YANG TERLIBAT DENGAN JENAYAH:
DATA MENGIKUT NEGERI DAN JANTINA, 2015**

Table 3.1 : Children Involved In Crime by State and Sex, 2015

Negeri / State	Jantina / Gender		
	L / M	P / F	Jumlah / Total
Johor	541	42	583
Kedah	361	13	374
Kelantan	286	11	297
Melaka	170	10	180
Negeri Sembilan	195	15	210
Pahang	423	27	450
Perak	225	12	237
Perlis	113	10	123
Pulau Pinang	350	27	377
Sabah	238	44	282
Sarawak	218	24	242
Selangor	795	28	823
Terengganu	116	3	119
W.P. Kuala Lumpur	321	31	352
W.P. Labuan	16	4	20
Jumlah / Total	4,368	301	4,669

**JADUAL 3.2 : KANAK-KANAK YANG TERLIBAT DENGAN JENAYAH:
DATA MENGIKUT KUMPULAN ETNIK DAN JANTINA, 2015**
Table 3.2 : Children Involved In Crime: Data by Ethnic Group and Sex, 2015

Kumpulan Etnik / <i>Ethnic Group</i>	Jantina / <i>Gender</i>		
	L / M	P / F	Jumlah / <i>Total</i>
Melayu / <i>Malay</i>	3,103	186	3,289
Cina / <i>Chinese</i>	319	22	341
India / <i>Indian</i>	397	14	411
PSm / <i>PSm (Peninsular Natives)</i>	13	0	13
PSb / <i>PSb (Sabah Natives)</i>	178	30	208
PSw / <i>PSw (Sarawak Natives)</i>	132	12	144
Lain-lain / <i>Others</i>	226	37	263
Jumlah / <i>Total</i>	4,368	301	4,669

**JADUAL 3.3 : KANAK-KANAK YANG TERLIBAT DENGAN JENAYAH:
DATA MENGIKUT JENIS KESALAHAN DAN JANTINA, 2015**

Table 3.3 : Children Involved In Crime: Data by Types of Crime and Sex, 2015

Jenis Kesalahan <i>Type of Crimes</i>	2015		
	L / M	P / F	Jumlah / Total
Bersabit dengan harta benda / <i>Property-related crimes</i>	1,598	68	1,666
Bersabit dengan orang / <i>People-related crimes</i>	623	10	633
Akta Kesalahan Kecil / <i>Minor Offence Act</i>	79	0	79
Melanggar Syarat Pengawasan / <i>Infringement of Supervision Terms</i>	10	0	10
Dadah / <i>Drug</i>	1,267	139	1,406
Judi / <i>Gamble</i>	60	8	68
Senjata/bahan api / <i>Weapon/ Fire Arms</i>	37	2	39
Lalulintas / <i>Traffic</i>	153	4	157
Lari dari Sekolah Diluluskan / <i>Escape from an Approved School</i>	19	0	19
Lain-lain / <i>Others</i>	522	70	592
Jumlah / Total	4,368	301	4,669

Lain-lain / Others

Permohonan tidak terkawal / *Beyond Control Application*

Di bawah Akta Perikanan / *Under the Fisheries Act*

Merayau tanpa kad pengenalan / *Wanders without identification cards*

Masuk kawasan larangan / *In prohibited areas*

Memiliki bahan lucah / *Owned the pornographic material*

Di bawah Akta Pengangkutan / *Under the Transport Act*

Di bawah Akta Mencegah Rasuah / *Under the Anti-corruption Act*

Di bawah Akta Telekom / *Under the Telecom Act*

Di bawah Ordinan Keracunan / *Under the Ordinance, Poisoning*

**JADUAL 3.4 : KANAK-KANAK YANG TERLIBAT DENGAN JENAYAH:
DATA MENGIKUT JENIS KESALAHAN, KUMPULAN ETNIK DAN JANTINA, 2015**
Table 3.4 : Children Involved In Crime: Data by Types of Crime, Ethnic Group and Sex, 2015

Jenis Kesalahan / Type of Crimes	Melayu Malay		Cina Chinese		India Indian		PSm PSm (Peninsular Natives)		PSb PSb (Sabah Natives)		PSw PSw (Sarawak Natives)		Lain-Lain Others		Jumlah Total	
	L / M	P / F	L / M	P / F	L / M	P / F	L / M	P / F	L / M	P / F	L / M	P / F	L / M	P / F	L / M	P / F
Bersabit dengan harta benda / Property-related crimes	1,220	59	52	2	166	6	7	0	59	0	65	1	29	0	1,598	68
Bersabit dengan orang / People-related crimes	404	7	69	0	77	1	3	0	23	0	31	1	16	1	623	10
Akta Kesalahan Kecil / Minor Offence Act	41	0	25	0	6	0	1	0	4	0	0	0	2	0	79	0
Melanggar Syarat Pengawasan / Infringement of Supervision Terms	7	0	1	0	2	0	0	0	0	0	0	0	0	0	10	0
Dadah / Drug	1,001	93	37	4	89	3	2	0	63	28	21	5	54	6	1,267	139
Judi / Gamble	16	0	42	8	1	0	0	0	0	0	1	0	0	0	60	8
Senjata/bahan api / Weapon/ Fire Arms	24	1	2	0	4	0	0	0	1	0	2	0	4	1	37	2
Lalulintas / Traffic	110	3	11	1	15	0	0	0	14	0	3	0	0	0	153	4
Lari dari Sekolah Diluluskan / Escape from an Approved School	13	0	1	0	3	0	0	0	0	0	0	0	2	0	19	0
Lain-lain / Others	267	23	79	7	34	4	0	0	14	2	9	5	119	29	522	70
Jumlah / Total	3,103	186	319	22	397	14	13	0	178	30	132	12	226	37	4,368	301

**JADUAL 3.5 : KANAK-KANAK YANG TERLIBAT DENGAN JENAYAH:
DATA MENGIKUT JENIS KESALAHAN, KUMPULAN UMUR DAN JANTINA, 2015**

Table 3.5 : Children Involved In Crime: Data by Types of Crime, Age Group and Sex, 2015

Jenis Kesalahan / Type of Crimes	10 - 12 tahun / age			13 - 15 tahun / age			16 - 17 tahun / age			18 - 21 tahun / age			Jumlah / Total		
	L / M	P / F	Jum/Total	L / M	P / F	Jum/Total	L / M	P / F	Jum/Total	L / M	P / F	Jum/Total	L / M	P / F	Jum/Total
Bersabit dengan harta benda / <i>Property-related crimes</i>	27	1	28	399	26	425	1,122	40	1,162	50	1	51	1,598	68	1,666
Bersabit dengan orang / <i>People-related crimes</i>	11	0	11	136	1	137	444	9	453	32	0	32	623	10	633
Akta Kesalahan Kecil / <i>Minor Offence Act</i>	1	0	1	17	0	17	60	0	60	1	0	1	79	0	79
Melanggar Syarat Pengawasan / <i>Infringement of Supervision Terms</i>	0	0	0	1	0	1	5	0	5	4	0	4	10	0	10
Dadah / <i>Drug</i>	12	2	14	134	28	162	1,056	101	1,157	65	8	73	1,267	139	1,406
Judi / <i>Gamble</i>	0	0	0	5	2	7	53	6	59	2	0	2	60	8	68
Senjata/bahan api / <i>Weapon/ Fire Arms</i>	0	0	0	7	0	7	30	2	32	0	0	0	37	2	39
Lalulintas / <i>Traffic</i>	5	1	6	29	1	30	117	2	119	2	0	2	153	4	157
Lari dari Sekolah Diluluskan / <i>Escape from an Approved School</i>	1	0	1	4	0	4	14	0	14	0	0	0	19	0	19
Lain-lain / <i>Others</i>	8	0	8	94	13	107	402	57	456	18	0	18	522	70	592
Jumlah / Total	65	4	69	826	71	897	3,303	217	3,517	174	9	183	4,368	301	4,669

**JADUAL 3.6 : KANAK-KANAK YANG TERLIBAT DENGAN JENAYAH:
DATA MENGIKUT KATEGORI MAHKAMAH, KUMPULAN ETNIK DAN JANTINA, 2015**

Table 3.6 : Children Involved In Crime: Data by Categories of Court , Ethnic Group and Sex, 2015

Peringkat Mahkamah / Court Level	Melayu / Malay		Cina / Chinese		India / Indian		PSm <i>PSm (Peninsular Natives)</i>		PSb <i>PSb (Sabah Natives)</i>		PSw <i>PSw (Sarawak Natives)</i>		Lain-Lain / Others		Jumlah / Total		
	L / M	P / F	L / M	P / F	L / M	P / F	L / M	P / F	L / M	P / F	L / M	P / F	L / M	P / F	L / M	P / F	
Mahkamah Bagi Kanak-Kanak / Court for Children																	
(a) Melalui pendakwaan / <i>Indictment</i>	2659	151	273	19	333	11	29	0	160	25	127	14	210	39	3,791	259	
(b) Kes tidak terkawal / <i>Cases beyond control</i>	8	5	1	0	5	0	0	0	1	5	0	0	0	0	15	10	
Mahkamah Majistret / Magistrate Court	318	24	38	1	52	2	0	0	8	0	4	0	40	1	460	28	
Mahkamah Sesyen / <i>Sesyen Court</i>	69	3	15	0	9	1	0	0	0	0	2	0	1	0	96	4	
Mahkamah Tinggi / <i>High Court</i>	2	0	4	0	0	0	0	0	0	0	0	0	0	0	6	-	
Jumlah / Total	3,056	183	331	20	399	14	29	-	169	30	133	14	251	40	4,368	301	

**JADUAL 3.7 : KANAK-KANAK YANG TERLIBAT DENGAN JENAYAH:
DATA MENGIKUT PENJAGA, 2015**

Table 3.7 : Children Involved In Crime : Data by Types of Carer, 2015

Kawalan / Penjagaan / Custodial / Guardianship	Bilangan / Number
Bersama ibubapa / <i>With parents</i>	2,943
Bersama ibu / ibu tunggal / <i>With mother / single mother</i>	666
Bersama bapa / duda / <i>with father / widower</i>	157
Bersama ibu dan bapa tiri / <i>With mother step father</i>	207
Bersama bapa dan ibu tiri / <i>With father and step mother</i>	91
Bersama datuk dan nenek / <i>With grandparents</i>	109
Bersama ahli keluarga terdekat / <i>With close family members</i>	190
Tinggal sendiri / <i>Staying alone</i>	43
Bersama kawan / <i>With friends</i>	90
Tidak menentu / lari dari rumah / <i>Unsure / Run-away from home</i>	11
Lain-Lain / <i>Others</i>	162
Jumlah / Total	4,669

Lain-lain / Others

Suami/adik-beradik / *Husband/ siblings*

Ibubapa angkat/adik-beradik angkat / *Foster parents / foster siblings*

Pusat NGO / *The NGO's center*

**JADUAL 3.8 : KANAK-KANAK YANG TERLIBAT DENGAN JENAYAH:
DATA MENGIKUT JENIS KEDIAMAN, 2015**
Table 3.8 : Children Involved In Crime: Data by Type of Residence, 2015

Kawasan Kediaman / Residential Area	Bilangan / Number
Banglo / Bungalow	37
Kondo Mewah / High-End Condomium	8
Rumah Berkembar / Semi-Detached House	54
Rumah Teres / Berangkai / Terrace House	1,261
Rumah Pangsa / Kondo Rakyat / Public Condomium	852
Rumah Kampung / Rumah Panjang / Long House	1,895
Rumah Setinggan (bandar) / Squatter House (urban)	159
Setinggan Luar Bandar / Squatter House (rural)	43
Di Asrama Sekolah / Kolej / Hostel in School / College	34
Lain-Lain (Nyatakan) / Others	326
Jumlah / Total	4,669

Lain-lain / Others

Institusi / Institutions

Rumah PPRT / apartment / rumah kedai / PPRT houses / apartment / shop house

Kuarters / felda / cluster / Kuarters / felda / cluster

Ladang / pondok / bilik / Farm / kennel / room



4. KANAK-KANAK YANG MEMERLUKAN PEMELIHARAAN DAN PERLINDUNGAN/
Children In Need of Care and Protection

JADUAL 4.1 : KANAK-KANAK YANG MEMERLUKAN PEMELIHARAAN DAN PERLINDUNGAN DATA MENGIKUT PERUJUK, 2015

Table 4.1 : Children In Need of Care and Protection: Data by Referrel, 2015

Tahun / Year	Bil. Kes / No. of Cases
Punca Rujukan / Refferel	Cases
Teledera / "Call Centre 15999"	316
Polis / Police	140
Pengamal Perubatan Swasta / Private Medical Centre	23
Hospital Kerajaan / Government Hospital	2,446
Orang Awam / Public	448
Media / Media	41
PKMD / PKMD	247
Sekolah / School	73
Tadika/Taska / Kindergarten / Daycare	3
Ahli Keluarga / Family	404
Lain-lain (Nyatakan) / Others	312
Jumlah / Total	4,453

Lain-lain / Others

RKK/NGO/penjaga / RKK / NGO / guardian

Operasi/kaunseling/surat / Operation / counselling / letter

Mahkamah Tinggi DLL / High Court etc.

**JADUAL 4.2 : KANAK-KANAK YANG MEMERLUKAN PEMELIHARAAN DAN PERLINDUNGAN
DATA MENGIKUT NEGERI DAN JANTINA, 2015**

Table 4.2 : Children In Need of Care and Protection: Data by State and Sex, 2015

Negeri / State	Jantina / Gender		
	L / M	P / F	Jumlah / Total
Johor	132	144	276
Kedah	117	317	434
Kelantan	23	63	86
Melaka	54	75	129
Negeri Sembilan	82	147	229
Pahang	54	90	144
Perak	83	188	271
Perlis	15	45	60
Pulau Pinang	74	114	188
Sabah	28	41	69
Sarawak	96	156	252
Selangor	569	829	1,398
Terengganu	25	81	106
W.P. Kuala Lumpur	331	480	811
W.P. Labuan	0	0	0
Jumlah / Total	1,683	2,770	4,453

**JADUAL 4.3 : KANAK-KANAK YANG MEMERLUKAN PEMELIHARAAN DAN PERLINDUNGAN:
DATA MENGIKUT KUMPULAN ETNIK, JANTINA DAN JENIS KES, 2015**

Table 4.3 : Children In Need of Care and Protection: Data by Ethnic Group, Sex and Types of Cases, 2015

Jenis Kes / Type of Cases	Melayu Malay		Cina Chinese		I Indian		PSm PSm		PSb PSb		PSw PSw		L Others		JUMLAH Total	
	L	P	L	P	L	P	L	P	L	P	L	P	L	P	L	P
	M	F	M	F	M	F	M	F	M	F	M	F	M	F	M	F
Sek. 17(1)(a) -	248	247	82	65	89	105	0	0	6	4	5	12	12	18	442	451
i. Fizikal / Physical																
ii. Emosi / Emotion	12	25	6	5	2	5	0	0	0	0	0	0	0	1	20	36
iii. Seksual / Sexual	7	279	3	30	2	38	0	23	0	19	0	10	0	13	12	412
Sek. 17(1)(b) -																
i. Fizikal / Physical	85	99	20	10	35	19	0	0	0	0	1	2	1	2	142	132
ii. Emosi / Emotion	4	11	1	0	0	0	0	0	0	0	0	0	0	0	5	11
iii. Seksual / Sexual	34	376	3	46	4	40	0	11	0	3	3	27	1	6	45	509
Sek. 17(1)(c)	28	269	4	26	3	34	0	0	0	4	0	8	1	8	36	349
Sek. 17(1)(d)	592	471	66	50	88	83	3	0	11	7	25	39	41	40	826	690
Sek. 17(1)(e) -																
i. Kanak-kanak tiada ibu/bapa/penjaga / Children without mother / father / guardian	45	57	2	2	9	9	0	0	4	2	0	0	9	6	69	76
ii. Kanak-kanak dibuang / Abandon children	8	15	0	0	2	1	0	0	1	2	0	0	11	10	22	28
Sek. 17(1)(f)	4	3	0	0	0	1	0	0	0	0	0	0	0	0	4	4
Sek. 17(1)(g)	2	3	0	0	1	3	0	0	0	0	0	0	0	0	3	6
Sek. 17(1)(h)	12	9	2	4	7	15	0	0	0	0	0	0	1	3	22	31
Sek. 17(1)(i)	0	0	0	0	0	0	0	0	2	0	0	0	1	0	3	0
Sek. 17(1)(j)	0	0	0	0	2	3	0	0	0	0	0	0	0	0	2	3
Sek. 17(1)(k)	9	13	4	5	1	1	0	0	0	0	0	0	16	13	30	32
Jumlah / Total	1,090	1,877	193	243	245	357	3	34	24	41	34	98	94	120	1,683	2,770

**JADUAL 4.4 : KANAK-KANAK YANG MEMERLUKAN PEMELIHARAAN DAN PERLINDUNGAN
DATA MENGIKUT KUMPULAN ETNIK DAN JANTINA, 2015**

Table 4.4 : Children In Need of Care and Protection: Data by Ethnic Groups and Sex, 2015

Kumpulan Etnik / <i>Ethnic Group</i>	Jantina / <i>Gender</i>		
	L / M	P / F	Jumlah / <i>Total</i>
Melayu / <i>Malay</i>	1,090	1,877	2,967
Cina / <i>Chinese</i>	193	243	436
India / <i>Indian</i>	245	357	602
PSm / <i>PSm (Peninsular Natives)</i>	3	34	37
PSb / <i>PSb (Sabah Natives)</i>	24	41	65
PSw / <i>PSw (Sarawak Natives)</i>	34	98	132
Lain-lain / <i>Others</i>	94	120	214
Jumlah / <i>Total</i>	1,683	2,770	4,453

**JADUAL 4.5 : KANAK-KANAK YANG MEMERLUKAN PEMELIHARAAN DAN PERLINDUNGAN
DATA MENGIKUT PEMANGSA, 2015**

Table 4.5 : Children In Need of Care and Protection Data by Perpetrator, 2015

Pemangsa / Perpetrator	Bil. Kes
Ibu / <i>Mother</i>	1,422
Bapa / <i>Father</i>	878
Ibu tiri / <i>Stepmother</i>	56
Bapa tiri / <i>Stepfather</i>	143
Adik-beradik tiri / <i>Step siblings</i>	14
Adik beradik kandung / <i>Siblings</i>	44
Saudara mara / <i>Relatives</i>	204
Pengasuh / <i>Caregivers</i>	211
Jiran / <i>Neighbour</i>	45
Majikan / <i>Employer</i>	4
Guru / <i>Teacher</i>	36
Kekasih ibu / bapa / <i>Mother / Father's partner</i>	41
Kenalan ahli keluarga / <i>Known to family</i>	20
Kekasih kanak-kanak / <i>Child's partner</i>	595
Bapa angkat / <i>Foster father</i>	76
Ibu angkat / <i>Foster mother</i>	29
Kawan / <i>Friend</i>	114
Warga asing / <i>Immigrant</i>	13
Tidak dikenali / <i>Stranger</i>	132
Lain-lain / <i>Others</i>	376
Jumlah / Total	4,453

Lain-lain / Others

Suami / *Husband*

Penjaga / *Guardian*

Nenek / *Grandma*

Abang ipar / *Brother-in-law*

JADUAL 4.6 : KANAK-KANAK YANG MEMERLUKAN PEMELIHARAAN DAN PERLINDUNGAN DATA MENGIKUT SEBAB PENGANIYAAAN, 2015

Table 4.6 : Children In Need of Care and Protection Data by Caused Aspects, 2015

Sebab Penganiyaan / <i>Cause of Abuse</i>	Bil. Kes / <i>No. of Cases</i>
Perbalahan keluarga / <i>Family Dispute</i>	810
Kaki botol pemabuk / <i>Alcoholic</i>	70
Hyperaktif / <i>Hyperactive</i>	82
Dipelihara oleh orang lain semasa kecil / <i>Care by others during childhood</i>	128
Pendera juga mangsa dera / <i>Formerly abused</i>	12
Pendera alami masalah kesihatan mental / <i>Mental problem</i>	79
Kaki judi / <i>Gambler</i>	16
Anak tiri/angkat anak orang lain / <i>Step child / Adopted child</i>	145
Kepercayaan karut/adat / <i>Naive believe / Tradition</i>	15
Penagih / <i>Addict</i>	219
Kecuaian Ibu bapa/Penjaga / <i>Carelessness parent / Guardian</i>	561
Masalah kewangan / <i>Financial problem</i>	417
Anak tidak sah taraf / <i>Illegitimate child</i>	183
Terlibat dengan jenayah / <i>Involved with crimes</i>	93
Gila seks / <i>Sex Crazy</i>	46
Bayi/kanak-kanak cacat / <i>Deformed baby / child</i>	15
Mengikut teman lelaki / <i>Follow boyfriend</i>	668
Tidak diketahui / <i>Unknown</i>	337
Lain-lain / <i>Others</i>	557
Jumlah / Total	4,453

Lain-lain / *Others*

Kediaman tidak selesa / *Uncomfortable residential*
Ibu berkahwin lain / *Mother remarried*
Kanak-kanak nakal / *Naughty child*
Panas baran / *Hot temper*

Terlibat dengan jenayah / *Involved in crime*
Bayi/kanak-kanak cacat / *Baby / children with disabilities*
Gila seks / *Sex crazy*

**JADUAL 4.7 : KANAK-KANAK YANG MEMERLUKANPEMELIHARAAN DAN PERLINDUNGANDATA
MENGIKUT JENIS PEKERJAAN PENJAGA, 2015**

Table 4.7 : Children In Need of Care and Protection Data by Types of Carer Occupation, 2015

Jenis Pekerjaan / Type of Occupations	Bil. Kes / No. of Cases
Surirumah / <i>Housewife</i>	650
Pengasuh / pembantu rumah / <i>Caregivers / Maid</i>	176
Kakitangan Kerajaan / <i>Government Servant</i>	194
Kakitangan Swasta / <i>Private Sector Worker</i>	896
Pekerja Kilang / <i>Factory Worker</i>	225
Pekerja Sambilan / <i>Part-time Worker</i>	214
Ahli Perniagaan / <i>Bussinessman</i>	132
Pekerja Kampung / <i>Village Worker</i>	303
Penganggur / <i>Unemployed</i>	454
Ahli Profesional / <i>Professional</i>	31
Pelajar / <i>Students</i>	105
Tidak diketahui / <i>Unknown</i>	539
Lain-lain / <i>Others</i>	534
Jumlah / Total	4,453

Lain-lain / Others

Berniaga / *Dealing*

Buruh / *Labour*

Pembantu kedai / *Shop assistant*

Bekerja sendiri / *Self-employed*



**5. PERMOHONAN PENDAFTARAN PENGANGKATAN DAN
PERMOHONAN PENGANGKATAN KANAK-KANAK/
*Child Adoption***

**JADUAL 5.1 : BILANGAN PERMOHONAN PENDAFTARAN PENGANGKATAN
MELALUI JABATAN PENDAFTARAN NEGARA (JPN)
DAN PERMOHONAN PENGANGKATAN MELALUI MAHKAMAH, 2015**

*Table 5.1 : Application for Registration of Adoption through The National Registration Department of Malaysia
and Application for Legal Adoption through The Courts, 2015*

Negeri / State	Permohonan Melalui JPN / Application Through JPN	Permohonan Melalui Mahkamah / Application Through Court	Jumlah / Total
Johor	10	37	47
Kedah	105	35	140
Kelantan	140	1	141
Melaka	95	43	138
Negeri Sembilan	59	33	92
Pahang	64	9	73
Perak	165	51	216
Perlis	0	0	0
Pulau Pinang	68	57	125
Sabah	0	0	0
Sarawak	0	0	0
Selangor	525	219	744
Terengganu	10	2	12
W.P. Kuala Lumpur	107	83	190
W.P. Labuan	6	3	9
Jumlah / Total	1,354	573	1,927



**6. KANAK-KANAK TIDAK TERKAWAL/
*Children Beyond Control***

JADUAL 6.1 : KANAK-KANAK TIDAK TERKAWAL MENGIKUT NEGERI DAN JANTINA, 2015**Table 6.1 : Children Beyond Control by State and Sex, 2015**

Negeri / State	Jantina / Gender		
	L / M	P / F	Jumlah / Total
Johor	21	57	78
Kedah	18	28	46
Kelantan	13	25	38
Melaka	7	15	22
Negeri Sembilan	2	12	14
Pahang	19	18	37
Perak	9	17	26
Perlis	4	8	12
Pulau Pinang	9	20	29
Sabah	26	47	73
Sarawak	21	36	57
Selangor	20	46	66
Terengganu	0	7	7
W.P. Kuala Lumpur	4	7	11
W.P. Labuan	0	0	0
Jumlah / Total	173	343	516

JADUAL 6.2 : KANAK-KANAK TIDAK TERKAWAL MENGIKUT KUMPULAN ETNIK DAN JANTINA, 2015
Table 6.2 : Children Beyond Control by Ethnic Group and Sex, 2015

Kumpulan Etnik / <i>Ethnic Group</i>	Jantina / <i>Gender</i>		
	L / M	P / F	Jumlah / <i>Total</i>
Melayu / <i>Malay</i>	115	250	365
Cina / <i>Chinese</i>	9	18	27
India / <i>Indian</i>	13	19	32
PSm / <i>PSm (Peninsular Natives)</i>	0	0	0
PSb / <i>PSb (Sabah Natives)</i>	26	26	52
PSw / <i>PSw (Sarawak Natives)</i>	10	15	25
Lain-lain / <i>Others</i>	0	15	15
Jumlah / <i>Total</i>	173	343	516



7. PERINTAH KHIDMAT MASYARAKAT (PKM)/
Community Service Order

JADUAL 7.1 : BILANGAN KES BARU PESALAH MUDA MENGIKUT NEGERI DAN JANTINA, 2015**Table 7.1 : Cases of Youth Offenders by State and Sex, 2015**

Negeri / State	Jantina / Gender		
	L / M	P / F	Jumlah / Total
Johor	30	0	30
Kedah	98	12	110
Kelantan	39	0	39
Melaka	47	2	49
Negeri Sembilan	68	1	69
Pahang	82	6	88
Perak	134	8	142
Perlis	26	1	27
Pulau Pinang	114	2	116
Sabah	38	7	45
Sarawak	176	12	188
Selangor	307	11	318
Terengganu	40	1	41
W.P. Kuala Lumpur	167	9	176
W.P. Labuan	8	0	8
Jumlah / Total	1,374	72	1,446

JADUAL 7.2 : BILANGAN KES BARU PESALAH MUDA MENGIKUT KUMPULAN ETNIK DAN JANTINA, 2015**Table 7.2 : Cases of Youth Offenders by Ethnic Group and Sex, 2015**

Kumpulan Etnik / <i>Ethnic Group</i>	Jantina / <i>Gender</i>		
	L / M	P / F	Jumlah / <i>Total</i>
Melayu / <i>Malay</i>	992	52	1,044
Cina / <i>Chinese</i>	102	4	106
India / <i>Indian</i>	147	3	150
PSm / <i>PSm (Peninsular Natives)</i>	3	0	3
PSb / <i>PSb (Sabah Natives)</i>	45	5	50
PSw / <i>PSw (Sarawak Natives)</i>	64	6	70
Lain-lain / <i>Others</i>	3	2	5
Bukan warganegara / <i>Non-citizen</i>	18	0	18
Jumlah / <i>Total</i>	1,374	72	1,446

**JADUAL 7.3 : BILANGAN KES BARU PESALAH MUDA MENGIKUT JENIS KESALAHAN,
KUMPULAN ETNIK DAN JANTINA, 2015**

Table 7.3 : Cases of Youth Offenders by Types of Offence, Ethnic Group and Sex, 2015

Jenis Kesalahan / Types of Offences	Melayu Malay		Cina Chinese		India Indian		PSm PSm		PSb PSb		PSw PSw		Lain-lain Others		BW Non-citizen		Jumlah Total	
	L	P	L	P	L	P	L	P	L	P	L	P	L	P	L	P	L	P
	M	F	M	F	M	F	M	F	M	F	M	F	M	F	M	F	M	F
Harta Benda / Property	435	14	36	0	60	0	0	0	10	1	21	0	1	0	0	0	563	15
Dadah / Drugs	281	20	9	1	26	0	0	0	14	1	16	0	2	0	1	0	349	22
Sabit manusia / People-related	85	8	2	0	16	0	0	0	1	0	4	0	0	2	8	0	116	10
Lalulintas / Traffic	71	0	8	0	7	0	0	0	6	1	0	0	0	0	0	0	92	1
Senjata / Bahan api / Weapon / Fire Arm	28	0	3	0	16	0	0	0	1	0	3	1	0	0	0	0	51	-
Akta Kesalahan Kecil / Minor Iffence Act	3	2	0	0	4	0	0	0	0	0	0	0	0	0	0	0	7	1
Berjudi / Gamble	6	0	13	0	2	0	0	0	0	0	0	0	0	0	0	0	21	2
Melanggar Syarat / Infringement of Supervision Terms	7	1	0	0	0	0	0	0	0	0	0	0	0	0	0	0	7	1
Ingkar PLKN / PLKN refuse	1	0	0	1	1	1	0	0	0	0	1	0	0	0	0	0	3	2
Lain-lain / Others	75	7	31	2	15	2	3	0	13	2	19	5	0	0	9	0	165	18
Jumlah / Total	992	52	102	4	147	3	3	-	45	5	64	6	3	2	18	-	1,374	72

JADUAL 7.4 : BILANGAN KES BARU PESALAH MUDA MENGIKUT JENIS KESALAHAN, UMUR (18-21), KUMPULAN ETNIK DAN JANTINA, 2015

Table 7.4 : Cases of Youth Offenders by Types of Offence, Age Group (18-21) and Sex, 2015

Jenis Kesalahan / Types of Offences	Melayu Malay		Cina Chinese		India Indian		PSm PSm		PSb PSb		PSw PSw		Lain-lain Others		BW Non-citizen		Jumlah Total	
	L	P	L	P	L	P	L	P	L	P	L	P	L	P	L	P	L	P
	M	F	M	F	M	F	M	F	M	F	M	F	M	F	M	F	M	F
Harta Benda / Property	420	13	32	0	56	0	0	0	10	1	21	0	1	0	0	0	540	14
Dadah / Drugs	275	19	9	1	25	0	0	0	14	1	16	0	2	0	1	0	342	21
Sabit manusia / People-related	79	8	2	0	15	0	0	0	1	0	4	0	0	2	8	0	109	10
Lalulintas / Traffic	67	0	6	0	6	0	0	0	6	1	0	0	0	0	0	0	85	1
Senjata / Bahan api / Weapon / Fire Arm	26	0	3	0	14	0	0	0	1	0	3	1	0	0	0	0	47	1
Akta Kesalahan Kecil / Minor Iffence Act	3	2	0	0	3	0	0	0	0	0	0	0	0	0	0	0	6	2
Berjudi / Gamble	6	0	12	0	2	0	0	0	0	0	0	0	0	0	0	0	20	-
Melanggar Syarat / Infringement of Supervision Terms	6	1	0	0	0	0	0	0	0	0	0	0	0	0	0	0	6	1
Ingkar PLKN / PLKN refuse	0	0	0	1	1	1	0	0	0	0	1	0	0	0	0	0	2	2
Lain-lain / Others	73	7	30	2	14	2	3	0	13	2	19	5	0	0	9	0	161	18
Jumlah / Total	955	50	94	4	136	3	3	-	45	5	64	6	3	2	18	-	1,318	70

**JADUAL 7.5 : BILANGAN KES BARU PESALAH MUDA MENGIKUT JENIS
KESALAHAN, UMUR (21 TAHUN KE ATAS), KUMPULAN ETNIK DAN JANTINA, 2015**

Table 7.5 : Cases of Youth Offenders by Types of Offence, Age Group (21 and above) and Sex, 2015

Jenis Kesalahan / Types of Offences	Melayu Malay		Cina Chinese		India Indian		PSm PSm		PSb PSb		PSw PSw		Lain-lain Others		BW Non-citizen		Jumlah Total	
	L	P	L	P	L	P	L	P	L	P	L	P	L	P	L	P	L	P
	M	F	M	F	M	F	M	F	M	F	M	F	M	F	M	F	M	F
Harta Benda / Property	15	1	4	0	4	0	0	0	0	0	0	0	0	0	0	0	23	1
Dadah / Drugs	6	1	0	0	1	0	0	0	0	0	0	0	0	0	0	0	7	1
Sabit manusia / People-related	6	0	0	0	1	0	0	0	0	0	0	0	0	0	0	0	7	-
Lalulintas / Traffic	4	0	2	0	1	0	0	0	0	0	0	0	0	0	0	0	7	-
Senjata / Bahan api / Weapon / Fire Arm	2	0	0	0	2	0	0	0	0	0	0	0	0	0	0	0	4	-
Akta Kesalahan Kecil / Minor Offence Act	0	0	0	0	1	0	0	0	0	0	0	0	0	0	0	0	1	-
Berjudi / Gamble	0	0	1	0	0	0	0	0	0	0	0	0	0	0	0	0	1	-
Melanggar Syarat / Infringement of Supervision Terms	1	0	0	0	0	0	0	0	0	0	0	0	0	0	0	0	1	-
Ingkar PLKN / PLKN refuse	1	0	0	0	0	0	0	0	0	0	0	0	0	0	0	0	1	-
Lain-lain / Others	2	0	1	0	1	0	0	0	0	0	0	0	0	0	0	0	4	-
Jumlah / Total	37	2	8	-	11	-	-	-	-	-	-	-	-	-	-	-	56	2

JADUAL 7.6 : BILANGAN KES PESALAH MUDA BERDASARKAN PERINGKAT MAHKAMAH, KUMPULAN ETNIK DAN JANTINA, 2015

Table 7.6 : Cases of Youth Offenders by Court, Ethnic Group and Sex, 2015

Peringkat Mahkamah / Type of Court	Melayu Malay		Cina Chinese		India Indian		PSm PSm		PSb PSb		PSw PSw		Lain-lain Others		BW Non-citizen		Jumlah Total	
	L	P	L	P	L	P	L	P	L	P	L	P	L	P	L	P	L	P
	M	F	M	F	M	F	M	F	M	F	M	F	M	F	M	F	M	F
Mahkamah Majistret / Magistrate Court	875	52	92	4	112	3	3	0	45	5	62	6	2	2	18	0	1,209	72
Mahkamah Sesyen / Sesyen Court	115	0	10	0	34	0	0	0	0	0	2	0	1	0	0	0	162	0
Mahkamah Tinggi / High Court	2	0	0	0	1	0	0	0	0	0	0	0	0	0	0	0	3	0
Jumlah / Total	992	52	102	4	147	3	3	0	45	5	64	6	3	2	18	0	1,374	72

JADUAL 7.7 : BILANGAN KES PESALAH MUDA MENGIKUT JENIS HUKUMAN, KUMPULAN ETNIK DAN JANTINA, 2015

Table 7.7 : Cases of Youth Offenders by Punitive, Ethnic Group and Sex, 2015

Jenis Hukuman / Punishment	Melayu Malay		Cina Chinese		India Indian		PSm PSm		PSb PSb		PSw PSw		Lain-lain Others		BW Non-citizen		Jumlah Total	
	L	P	L	P	L	P	L	P	L	P	L	P	L	P	L	P	L	P
	M	F	M	F	M	F	M	F	M	F	M	F	M	F	M	F	M	F
Penjara / Imprisonment	177	8	9	0	24	0	0	0	10	0	12	0	1	0	4	0	237	8
Denda / Fine	210	12	32	2	33	1	0	0	3	0	4	1	0	0	6	0	288	16
Penjara dan Denda / Imprisonment and Fine	24	3	1	0	3	0	0	0	3	0	0	0	0	0	0	0	31	3
Bon Berkelakuan Baik (Direkod) / Bond for Good Behaviour (Recorded)	121	7	12	0	10	1	0	0	2	1	32	5	0	0	0	0	177	14
Bon Berkelakuan Baik (Tanpa Direkod) / Bond for Good Behaviour (Unrecorded)	25	0	2	0	12	1	0	0	2	1	3	0	0	0	1	0	45	2
Perintah Khidmat Masyarakat / Community Service Order	321	16	30	1	43	0	0	0	17	3	10	0	0	0	0	0	421	20
Lain-lain / Others	114	6	16	1	22	0	3	0	8	0	3	0	2	2	7	0	175	9
Jumlah / Total	992	52	102	4	147	3	3	0	45	5	64	6	3	2	18	0	1,374	72

**JADUAL 7.8 : BILANGAN KES PERINTAH KHIDMAT MASYARAKAT YANG MASIH
DIKENDALI MENGIKUT NEGERI DAN JANTINA, 2015**

Table 7.8 : Cases of Community Service Order are Still Handled by State and Sex, 2015

Negeri / State	Jantina / Gender		Jumlah / Total
	L / M	P / F	
Johor	89	3	92
Kedah	135	4	139
Kelantan	16	0	16
Melaka	81	3	84
Negeri Sembilan	52	1	53
Pahang	72	6	78
Perak	14	0	14
Perlis	13	1	14
Pulau Pinang	52	8	60
Sabah	31	5	36
Sarawak	17	4	21
Selangor	148	1	149
Terengganu	17	0	17
W.P. Kuala Lumpur	149	9	158
W.P. Labuan	3	0	3
Jumlah / Total	889	45	934



**8. KEGANASAN RUMAHTANGGA/
*Domestic Violence***

JADUAL 8.1 : BILANGAN KES KEGANASAN RUMAHTANGGA MENGIKUT NEGERI, 2015
Table 8.1 :Cases of Domestic Violence by State and Sex, 2015

Negeri / State	Jantina / Gender		
	L / M	P / F	Jumlah / Total
Johor	3	37	40
Kedah	0	28	28
Kelantan	1	11	12
Melaka	1	37	38
Negeri Sembilan	2	27	29
Pahang	0	37	37
Perak	0	44	44
Perlis	1	9	10
Pulau Pinang	15	58	73
Sabah	0	67	67
Sarawak	0	8	8
Selangor	11	161	172
Terengganu	0	7	7
W.P. Kuala Lumpur	5	91	96
W.P. Labuan	0	6	6
Jumlah / Total	39	628	667

JADUAL 8.2 : KES KEGANASAN RUMAHTANGGA MENGIKUT KUMPULAN ETNIK, 2015
Table 8.2 : Cases of Domestic Violence by Ethnic Group, 2015

Kumpulan Etnik / <i>Ethnic Group</i>	Jantina / <i>Gender</i>		Jumlah / <i>Total</i>
	L / M	P / F	
Melayu / <i>Malay</i>	22	351	373
Cina / <i>Chinese</i>	5	63	68
India / <i>Indian</i>	11	124	135
PSm / <i>PSm (Peninsular Natives)</i>	0	0	0
PSb / <i>PSb (Sabah Natives)</i>	0	70	70
PSw / <i>PSw (Sarawak Natives)</i>	0	7	7
Lain-lain / <i>Others</i>	0	2	2
Bukan warganegara / <i>Non-citizens</i>	1	11	12
Jumlah / <i>Total</i>	39	628	667

JADUAL 8.3 : KES KEGANASAN RUMAHTANGGA MENGIKUT JENIS KEGANASAN, 2015
Table 8.3 : Cases of Domestic Violence by Types of Violence, 2015

Jenis Keganasan / Type of Violence		Jantina / Gender		
		L / M	P / F	Jumlah / Total
Sengaja atau cuba meletakkan mangsa dalam keadaan ketakutan kecederaan fizikal.	<i>Intentionally or attempting to place the victim in fear of physical injury</i>	28	283	311
Menyebabkan kecederaan atau mencederakan mangsa secara fizikal.	<i>Causing or inflicting physical injury to the victims</i>	9	259	268
Memaksa atau mengancam untuk melakukan perbuatan berbentuk seksual atau selainnya yang mana mangsa itu berhak untuk tidak melakukannya.	<i>Compelling the victim by force or threat to engage in any conduct or act, sexual or otherwise, from which the victim has a right to abstain</i>	0	33	33
Mengurung atau menahan mangsa tanpa kerelaan mangsa.	<i>Confining or detaining the victim against the victim's will</i>	0	1	1
Melakukan khianat atau memusnahkan atau merosakkan harta dengan niat untuk menyebabkan kesedihan atau kegusaran kepada mangsa.	<i>Causing treacherous or destruction or damage to property with intent to cause or knowing that is likely to cause distress or annoyance to the victim</i>	1	13	14
Melakukan penderaan secara psikologi dan emosi terhadap mangsa.	<i>Causing psychological abuse which includes emotional injury to the victim</i>	1	38	39
Menyebabkan mangsa mengalami delusi dengan menggunakan bahan-bahan memabukkan atau apa-apa bahan lain tanpa kerelaan mangsa, atau dengan kerelaan tetapi diperolehi dengan cara yang menyalahi undang-undang.	<i>Causing victim to suffer from delusion by using any intoxicating substance without the victim's consent or if the consent is given, the consent was unlawfully obtained</i>	0	1	1
Menyebabkan kanak-kanak mengalami delusi dengan menggunakan bahan-bahan yang memabukkan.	<i>Causing child (victim) to suffer delusions by using any intoxicating substance</i>	0	0	0
Jumlah / Total		39	628	667

**JADUAL 8.4 : KES KEGANASAN RUMAHTANGGA MENGIKUT JENIS TINDAKAN,
KUMPULAN ETNIK DAN JANTINA, 2015**

Table 8.4 : Cases of Domestic Violence by Types of Action, Ethnic Group and Sex, 2015

Jenis Tindakan / Type of Action	Melayu Malay		Cina Chinese		India Indian				PSm PSm		PSb PSb		PSw PSw		Lain-lain Others		Jumlah Total	
	L	P	L	P	L	P	L	P	L	P	L	P	L	P	L	P	L	P
	M	F	M	F	M	F	M	F	M	F	M	F	M	F	M	F	M	F
Diberi Perintah Perlindungan Sementara (IPO) / <i>Interim Protective Order</i>	19	145	3	27	3	63	0	0	0	36	0	0	1	9	26	280		
Diberi Perintah Perlindungan (PO) / <i>Protective Order</i>	0	9	2	5	3	6	0	0	0	5	0	0	0	4	5	29		
Diberi kaunseling di Pejabat Kebajikan Masyarakat / <i>Counselling at Social Welfare Office</i>	2	34	0	7	0	12	0	0	0	23	0	2	0	1	2	79		
Dirujuk ke Badan Pendamai / <i>Referred to Conciliator / Arbitral Body</i>	0	0	0	0	0	0	0	0	0	0	0	0	0	0	0	0		
Diberi perlindungan di tempat selamat / <i>Protection in a safe place</i>	0	40	1	2	0	4	0	0	0	0	0	2	0	2	1	50		
Dirujuk ke Agensi lain / <i>Referred to agencies</i> (a) Pejabat Pendaftaran Perkahwinan / <i>Marriage Registrar</i>	0	2	0	0	0	3	0	0	0	0	0	0	0	0	0	5		
(b) Mahkamah Syariah / <i>Syariah Court</i>	0	17	0	2	0	1	0	0	0	0	0	0	0	0	0	20		
(c) Biro Bantuan Guaman / <i>Legal Aid Bureau</i>	0	4	0	0	0	2	0	0	0	0	0	0	0	0	0	6		
(d) Mahkamah Sivil / <i>Civil Court</i>	0	2	0	1	0	0	0	0	0	0	0	0	0	0	0	3		
(e) Lain-lain Agensi / <i>Other Agencies</i>	0	12	0	1	0	4	0	0	0	0	0	0	0	1	0	18		
Pindah tinggal berasingan seperti kembali ke rumah ibubapa/saudara mara/rakan (kenalan) / <i>Moved to stay with parents / relatives / friends</i>	0	26	1	4	0	16	0	0	0	0	0	2	0	3	1	51		
Lain-lain / <i>Others</i>	2	53	0	15	2	16	0	0	0	0	0	1	0	2	4	87		
Jumlah / Total	23	344	7	64	8	127	0	0	0	64	0	7	1	22	39	628		

**JADUAL 8.5 : KES KEGANASAN RUMAHTANGGA MENGIKUT
SEBAB-SEBAB BERLAKU DAN KUMPULAN ETNIK, 2015**

Table 8.5 : Cases of Domestic Violence by Causes and Ethnic Group, 2015

Sebab Berlaku / <i>Causes of Abuse</i>	Melayu <i>Malay</i>	Cina <i>Chinese</i>	India <i>Indian</i>	PSm <i>PSm</i>	PSb <i>PSb</i>	PSw <i>PSw</i>	Lain-lain <i>Others</i>	Jumlah <i>Total</i>
Kehilangan pekerjaan / <i>Losing a job</i>	3	1	2	0	2	0	1	9
Menghadapi tekanan di tempat kerja / <i>Work pressure</i>	8	2	2	0	0	0	0	12
Masalah kewangan / <i>Financial difficulties</i>	41	6	17	0	8	0	1	73
Campurtangan mertua / <i>In-law's interference</i>	9	2	10	0	0	0	0	21
Mempunyai perhubungan di luar nikah / <i>Extramarital affairs</i>	15	2	6	0	0	0	2	25
Penagih dadah / <i>Drug addict</i>	63	6	11	0	0	0	1	81
Kaki judi / <i>Gambler</i>	2	1	1	0	4	0	1	9
Kaki botol / <i>Alcoholic</i>	4	10	29	0	6	0	1	50
Perselisihan faham / <i>Misunderstanding</i>	74	17	35	0	38	4	2	170
Perebutan hak penjagaan anak / <i>Child custody dispute</i>	16	3	7	0	0	0	1	27
Mengalami tekanan jiwa / <i>Emotional stress</i>	9	4	5	0	0	1	2	21
Menganggur / <i>Unemployed</i>	13	1	2	0	1	0	0	17
Panas Baran / <i>Hot tempered</i>	93	26	42	0	2	1	6	170
Lain-lain / <i>Others</i>	111	27	41	0	9	1	15	204
Jumlah / <i>Total</i>	461	108	210	0	70	7	33	889

JADUAL 8.6 : KES KEGANASAN RUMAHTANGGA MENGIKUT JENIS PEKERJAAN DAN KUMPULAN ETNIK MANGSA, 2015

Table 8.6 : Cases of Domestic Violence by Types of Occupation and Ethnic Group, 2015

Jenis Pekerjaan / Type of Occupations	Melayu Malay	Cina Chinese	India Indian	PSm PSm	PSb PSb	PSw PSw	Lain-lain Others	Jumlah Total
Bekerja Sendiri / Self-employed	53	11	17	0	9	1	2	93
Kakitangan Badan Berkanun / Employees of Statutory	4	0	0	0	2	0	0	6
Kakitangan Kerajaan / Government Servants	58	2	7	0	6	0	0	73
Kakitangan Swasta / Private Sector Employees	95	24	46	0	22	1	3	191
Pelajar / Student	17	6	8	0	1	0	0	32
Pesara / Retirees	3	0	0	0	0	0	1	4
Surirumah / Housewife	102	16	33	0	27	6	7	191
Tiada Maklumat / No information	1	1	3	0	0	0	0	5
Tidak Bekerja / Not working	18	8	17	0	0	0	2	45
Lain-lain / Others	22	1	3	0	1	0	0	27
Jumlah / Total	373	69	134	0	68	8	15	667



9. ORANG PAPA /
Destitute Persons

JADUAL 9.1 : BILANGAN KES ORANG PAPA MENGIKUT NEGERI DAN JANTINA, 2015
Table 9.1 :Cases of Destitute Persons by State and Sex, 2015

Negeri / State	Jantina / Gender		Jumlah / Total
	L / M	P / F	
Johor	81	44	125
Kedah	33	20	53
Kelantan	43	27	70
Melaka	91	44	135
Negeri Sembilan	52	32	84
Pahang	27	5	32
Perak	32	0	32
Perlis	14	6	20
Pulau Pinang	196	84	280
Sabah	0	0	0
Sarawak	19	4	23
Selangor	230	183	413
Terengganu	33	5	38
W.P. Kuala Lumpur	146	69	215
W.P. Labuan	6	1	7
Jumlah / Total	1,003	524	1,527

JADUAL 9.2 : KES ORANG PAPA MENGIKUT KUMPULAN ETNIK DAN JANTINA, 2015**Table 9.2 :Cases of Destitute Persons by Ethnic Group and Sex, 2015**

Kumpulan Etnik / <i>Ethnic Group</i>	Jantina / <i>Gender</i>		
	L / M	P / F	Jumlah / <i>Total</i>
Melayu / <i>Malay</i>	421	194	615
Cina / <i>Chinese</i>	170	58	228
India / <i>Indian</i>	189	47	236
PSm / <i>PSm (Peninsular Natives)</i>	0	0	0
PSb / <i>PSb (Sabah Natives)</i>	8	0	8
PSw / <i>PSw (Sarawak Natives)</i>	6	2	8
Lain-lain / <i>Others</i>	11	9	20
Bukan warganegara / <i>Non-citizens</i>	198	214	412
Jumlah / <i>Total</i>	1,003	524	1,527

JADUAL 9.3 : KES ORANG PAPA MENGIKUT KATEGORI DAN JANTINA, 2015
Table 9.3 :Cases of Destitute Persons by Category and Sex, 2015

Kategori / Category	Jantina / Gender		
	L / M	P / F	Jumlah / Total
Kanak-kanak / Children	80	94	174
Dewasa / Adult	923	430	1,353
Jumlah / Total	1,003	524	1,527
Pengemis Tempatan / Local Beggar	805	310	1,115
Pengemis Asing / Foreign Beggar	198	214	412
Jumlah / Total	1,003	524	1,527

**JADUAL 9.4 : KES ORANG PAPA MENGIKUT KUMPULAN UMUR,
KUMPULAN ETNIK DAN JANTINA, 2015**

Table 9.4 : Cases of Destitute Persons by Age Group, Ethnic Group and Sex, 2015

Kumpulan Umur / Age Group	Melayu Malay		Cina Chinese		India Indian			PSm PSm		PSb PSb		PSw PSw		Lain-lain Others		BW Non-citizens		Jumlah Total	
	L	P	L	P	L	P	L	P	L	P	L	P	L	P	L	P	L	P	
	M	F	M	F	M	F	M	F	M	F	M	F	M	F	M	F	M	F	
(a) Di Bawah 4 tahun / Below 4 years	2	3	0	0	0	1	0	0	0	0	0	0	0	0	11	8	13	12	
(b) 4 - 6 tahun / years	0	5	0	2	1	1	0	0	0	0	0	0	0	0	12	21	13	29	
(c) 7 - 12 tahun / years	3	0	0	4	0	0	0	0	0	0	0	0	0	0	5	12	8	16	
(d) 13 - 15 tahun / years	13	4	2	0	0	0	0	0	0	0	0	0	1	0	12	15	28	19	
(e) 16 - 17 tahun / years	12	13	0	0	0	0	0	0	0	0	0	0	0	0	6	5	18	18	
Jumlah / Total (A)	30	25	2	6	1	2	0	0	0	0	0	0	1	0	46	61	80	94	
Dewasa / Adult																			
(a) 18 - 29 tahun / years	2	12	3	0	3	2	0	0	0	0	0	0	0	1	1	8	9	23	
(b) 30 - 39 tahun / years	124	62	28	13	44	15	0	0	5	0	2	2	2	2	65	78	270	172	
(c) 40 - 49 tahun / years	112	35	60	17	73	17	0	0	1	0	1	0	2	3	46	42	295	114	
(d) 50 - 59 tahun / years	133	51	67	22	62	10	0	0	2	0	3	0	4	3	38	23	309	109	
(e) 60 tahun ke atas / 60 years and above	20	9	10	0	6	1	0	0	0	0	0	0	2	0	2	2	40	12	
Jumlah / Total (B)	391	169	168	52	188	45	0	0	8	0	6	2	10	9	152	153	923	430	
JUMLAH / Total (A + B)	421	194	170	58	189	47	0	0	8	0	6	2	11	9	198	214	1,003	524	

JADUAL 9.5 : BILANGAN OPERASI MENGIKUT NEGERI, 2015*Table 9.5 : Number of Operation by State, 2015*

Negeri / State	Bil Operasi / Total Operation
Johor	223
Kedah	41
Kelantan	74
Melaka	134
Negeri Sembilan	47
Pahang	205
Perak	37
Perlis	28
Pulau Pinang	204
Sabah	0
Sarawak	6
Selangor	552
Terengganu	246
W.P. Kuala Lumpur	121
W.P. Labuan	3
Jumlah / Total	1,921



**10. ORANG KURANG UPAYA/
*Persons With Disabilities***

JADUAL 10.1 : PENDAFTARAN ORANG KURANG UPAYA MENGIKUT NEGERI, 2015

Table 10.1 : Registration of Persons With Disabilities by State, 2015

Negeri / State	Tahun / Year 2015*
Johor	45,953
Kedah	32,983
Kelantan	25,947
Melaka	18,391
Negeri Sembilan	17,273
Pahang	21,946
Perak	33,020
Perlis	4,404
Pulau Pinang	22,094
Sabah	22,806
Sarawak	25,037
Selangor	55,594
Terengganu	18,281
W.P. Kuala Lumpur	20,911
W.P. Labuan	1,037
Jumlah / Total	365,677

* Data disemak semula dengan pembersihan data bagi kes-kes yang telah meninggal dan sebagainya

**JADUAL 10.2 : PENDAFTARAN ORANG KURANG UPAYA
MENGIKUT KUMPULAN ETNIK, 2015**

Table 10.2 : Registration of Persons With Disabilities by Ethnic Group, 2015

Kumpulan Etnik / Ethnic Group	Tahun / Year 2015*
Melayu / Malay	221,829
Cina / Chinese	71,553
India / Indian	35,426
PSm / PSm (Peninsular Natives)	2,129
PSb / PSb (Sabah Natives)	17,452
PSw / PSw (Sarawak Natives)	13,189
Lain-lain / Others	4,099
Jumlah/ Total	365,677

* Data disemak semula dengan pembersihan data bagi kes-kes yang telah meninggal dan sebagainya

**JADUAL 10.3 : PENDAFTARAN ORANG KURANG UPAYA
MENGIKUT KATEGORI KETIDAKUPAYAAN, 2015**
Table 10.3 : Registration of PWD's by Category of Disabilities, 2015

Kategori Ketidakupayaan / <i>Disabilities Category</i>	Tahun / Year
	2015*
Penglihatan / <i>Vision Impair</i>	32,807
Pendengaran / <i>Hearing</i>	29,636
Fizikal / <i>Physical</i>	125,491
Masalah Pembelajaran / <i>Learning Disabilities</i>	129,550
Pertuturan / <i>Speech</i>	1,827
Mental / <i>Mental</i>	29,403
Pelbagai / <i>Others</i>	16,963
Jumlah / <i>Total</i>	365,677

* Data disemak semula dengan pembersihan data bagi kes-kes yang telah meninggal dan sebagainya

**JADUAL 10.4 : BILANGAN OKU BARU BERDAFTAR MENGIKUT
KUMPULAN UMUR, KATEGORI KETIDAKUPAYAAN DAN JANTINA, 2015**

Table 10.4 : Number of New Registration of PWD's by Category of Disabilities, Age Group and Sex, 2015

Kumpulan Umur / Age Group	Penglihatan	Pendengaran	Fizikal	Masalah Pembelajaran	Pertuturan	Mental	Pelbagai	Jumlah
	Vison Impair	Hearing	Physical	Learning Disabilities	Speech	Mental	Others	Total
Kurang dari 6 tahun / Below 5 years	374	546	2,558	5,328	10	2	1,221	10,039
7 - 12 tahun / years	1,446	2,074	5,617	34,288	564	12	3,248	47,249
13 - 18 tahun / years	1,881	2,657	5,703	35,536	159	154	1,796	47,886
Jumlah / Total (a)	3,701	5,277	13,878	75,152	733	168	6,265	105,174
19 - 21 tahun / years	1,111	1,439	3,525	12,459	59	326	987	19,906
22 - 35 tahun / years	5,511	7,548	22,350	27,348	320	7,268	3,620	73,965
36 - 45 tahun / years	4,753	4,513	19,428	8,084	248	9,103	2,080	48,209
46 - 59 tahun / years	8,976	6,011	37,278	5,513	296	9,698	2,449	70,221
60 tahun ke atas / 60 years and above	8,755	4,848	29,032	994	171	2,840	1,562	48,202
Jumlah / Total (b)	29,106	24,359	111,613	54,398	1,094	29,235	10,698	260,503
Jumlah / Total (a + b)	32,807	29,636	125,491	129,550	1,827	29,403	16,963	365,677

**JADUAL 10.5 : BILANGAN OKU BARU BERDAFTAR MENGIKUT KATEGORI
KETIDAKUPAYAAN, KUMPULAN ETNIK DAN NEGERI, 2015**

Table 10.5 : Number of New Registration of PWD's by Category of Disabilities, Ethnic Group and State, 2015

Negeri / State	Penglihatan / Vision Impair								Pendengaran / Hearing							
	Melayu Malay	Cina Chinese	India Indian	PSm PSm	PSb PSb	PSw PSw	Lain-lain Others	Jumlah Total	Melayu Malay	Cina Chinese	India Indian	PSm PSm	PSb PSb	PSw PSw	Lain-lain Others	Jumlah Total
Johor	285	113	51	1	5	0	1	456	166	68	27	0	0	0	0	261
Kedah	373	44	43	0	0	0	4	464	163	38	23	0	0	1	1	226
Kelantan	317	3	1	2	0	0	3	326	174	9	1	1	0	0	0	185
Melaka	101	37	15	0	0	0	1	154	71	82	19	0	0	0	0	172
Negeri Sembilan	87	23	34	3	0	1	2	150	53	37	36	0	0	1	2	129
Pahang	215	49	25	9	0	0	2	300	93	29	11	2	0	0	0	135
Perak	189	78	63	4	0	0	3	337	102	50	34	1	0	0	2	189
Perlis	70	9	1	0	0	0	1	81	19	4	1	0	0	0	1	25
Pulau Pinang	143	106	45	0	0	0	3	297	86	78	18	0	0	0	0	182
Sabah	14	22	1	2	211	0	44	294	11	14	1	1	154	1	35	217
Sarawak	107	76	2	0	2	227	3	417	44	40	1	0	0	108	0	193
Selangor	352	132	151	3	2	2	0	642	253	111	84	1	2	1	1	453
Terengganu	255	8	0	0	0	0	1	264	147	8	1	0	0	0	0	156
W.P Kuala Lumpur	152	84	29	4	0	0	1	270	109	75	42	0	0	1	4	231
W.P Labuan	4	1	0	0	2	0	2	9	0	0	0	0	2	0	0	2
Jumlah/Total	2,664	785	461	28	222	230	71	4,461	1,491	643	299	6	158	113	46	2,756

**JADUAL 10.5 : BILANGAN OKU BARU BERDAFTAR MENGIKUT
KATEGORI KETIDAKUPAYAAN, KUMPULAN ETNIK DAN NEGERI, 2015 (sambungan)**

*Table 10.5 : Number of New Registration of PWD's by
Category of Disabilities, Ethnic Group and State, 2015 (cont...)*

Negeri / State	Fizikal / Physical								Masalah Pembelajaran / Learning Disabilities							
	Melayu Malay	Cina Chinese	India Indian	Psm PSm	PSb PSb	PSw PSw	Lain-lain Others	Jumlah Total	Melayu Malay	Cina Chinese	India Indian	Psm PSm	PSb PSb	PSw PSw	Lain-lain Others	Jumlah Total
Johor	1,268	480	316	8	3	3	6	2,084	1,079	302	105	7	4	7	7	1,511
Kedah	1,238	161	205	0	0	1	11	1,616	828	90	35	0	0	3	5	961
Kelantan	961	33	5	4	0	0	4	1,007	1,266	25	1	116	0	1	8	1,417
Melaka	486	147	100	1	1	1	1	737	326	52	32	4	6	3	6	429
Negeri Sembilan	398	160	209	2	0	0	7	776	293	55	56	13	2	1	3	423
Pahang	778	141	82	33	1	0	8	1,043	680	75	26	84	0	3	22	890
Perak	650	246	217	13	0	0	9	1,135	785	207	100	52	1	1	10	1,156
Perlis	190	20	5	0	0	0	2	217	225	17	1	1	0	0	5	249
Pulau Pinang	699	471	285	2	1	1	11	1,470	525	339	85	0	3	0	4	956
Sabah	47	108	5	10	677	5	120	972	83	113	5	4	1,171	12	177	1,565
Sarawak	244	219	2	1	1	489	2	958	325	192	2	1	2	477	0	999
Selangor	1,640	832	927	9	9	3	20	3,440	1,940	474	307	23	11	6	35	2,796
Terengganu	802	23	2	0	0	0	0	827	850	10	0	0	0	1	3	864
W.P Kuala Lumpur	739	407	309	0	1	1	7	1,464	682	207	106	0	12	2	12	1,021
W.P Labuan	9	3	0	0	7	1	2	22	15	3	0	0	6	0	1	25
Jumlah/Total	10,149	3,451	2,669	83	701	505	210	17,768	9,902	2,161	861	305	1,218	517	298	15,262

JADUAL 10.5 : BILANGAN OKU BARU BERDAFTAR MENGIKUT KATEGORI KETIDAKUPAYAAN, KUMPULAN ETNIK DAN NEGERI, 2015 (sambungan)

Table 10.5 : Number of New Registration of PWD's by Category of Disabilities, Ethnic Group and State, 2015 (cont...)

Negeri / State	Pertuturan / Speech								Mental / Mental							
	Melayu Malay	Cina Chinese	India Indian	PSm PSm	PSb PSb	PSw PSw	Lain-lain Others	Jumlah Total	Melayu Malay	Cina Chinese	India Indian	PSm PSm	PSb PSb	PSw PSw	Lain-lain Others	Jumlah Total
Johor	35	8	3	0	0	0	0	46	301	204	37	0	2	3	0	547
Kedah	23	1	1	0	0	0	0	25	338	55	42	0	0	0	5	440
Kelantan	21	0	0	0	0	0	0	21	437	14	2	0	0	0	2	455
Melaka	7	3	2	0	0	0	0	12	86	47	20	0	0	0	1	154
Negeri Sembilan	8	1	1	0	0	0	0	10	103	55	35	1	0	0	2	196
Pahang	18	3	1	2	0	0	0	24	164	37	9	6	0	0	0	216
Perak	14	2	4	0	0	0	1	21	207	131	72	3	0	0	5	418
Perlis	9	0	0	0	0	0	0	9	100	14	0	0	0	0	4	118
Pulau Pinang	10	2	2	0	0	1	0	15	75	78	21	0	0	0	2	176
Sabah	1	0	1	0	17	1	4	24	14	58	0	3	333	1	33	442
Sarawak	9	6	0	0	0	20	0	35	88	151	4	0	0	173	1	417
Selangor	22	9	5	0	0	0	0	36	260	197	124	1	1	0	4	587
Terengganu	19	1	0	0	0	0	0	20	261	6	0	0	0	0	0	267
W.P Kuala Lumpur	5	2	1	0	0	0	0	8	128	93	35	0	0	0	2	258
W.P Labuan	0	0	0	0	1	1	0	2	2	1	0	0	2	0	0	5
Jumlah/Total	201	38	21	2	18	23	5	308	2,564	1,141	401	14	338	177	61	4,696

**JADUAL 10.5 : BILANGAN OKU BARU BERDAFTAR MENGIKUT
KATEGORI KETIDAKUPAYAAN, KUMPULAN ETNIK DAN NEGERI, 2015 (sambungan)**

*Table 10.5 : Number of New Registration of PWD's by
Category of Disabilities, Ethnic Group and State, 2015 (cont...)*

Negeri / State	PELBAGAI / Others							Jumlah Total	Jumlah Grand Total
	Melayu Malay	Cina Chinese	India Indian	PSm PSm	PSb PSb	PSw PSw	Lain-lain Others		
Johor	146	56	25	1	1	2	0	231	5,136
Kedah	137	12	11	0	0	0	2	162	3,894
Kelantan	153	9	0	3	0	0	2	167	3,578
Melaka	36	15	4	0	0	0	0	55	1,713
Negeri Sembilan	36	11	11	0	0	0	1	59	1,743
Pahang	103	15	5	9	0	0	2	134	2,742
Perak	104	38	28	1	0	0	4	175	3,431
Perlis	34	0	0	0	0	0	0	34	733
Pulau Pinang	59	37	23	0	0	0	0	119	3,215
Sabah	14	16	1	1	141	2	28	203	3,717
Sarawak	34	41	0	0	0	100	0	175	3,194
Selangor	226	101	81	3	0	1	4	416	8,370
Terengganu	155	2	0	0	0	0	0	157	2,555
W.P Kuala Lumpur	80	40	20	1	0	1	5	147	3,399
W.P Labuan	1	1	0	0	2	0	0	4	69
Jumlah / Total	1,318	394	209	19	144	106	48	2,238	47,489



11. PROGRAM PEMULIHAN DALAM KOMUNITI (PDK)/
Community Based Rehabilitation Programme (CBR)

**JADUAL 11.1 : BILANGAN PROGRAM PEMULIHAN DALAM KOMUNITI
MENGIKUT NEGERI, PEKERJA DAN PELATIH, 2015**

Table 11.1 : Number of CBR by State, Workers and Trainees, 2015

Negeri / State	Jumlah PDK	Pekerja / Employees		
	Total CBR	Penyelia / Supervisor	Petugas / Officer	Pelatih / Coach
Johor	69	69	366	2,501
Kedah	37	37	192	1,505
Kelantan	42	42	146	1,209
Melaka	17	17	84	583
Negeri Sembilan ¹	44	44	209	1,250
Pahang	51	51	223	1,337
Perak	39	39	121	1,060
Perlis	8	8	60	433
Pulau Pinang	22	22	207	1,362
Sabah	31	31	163	1,962
Sarawak	44	44	282	2,735
Selangor	45	45	273	2,446
Terengganu	45	45	184	1,524
W.P. Kuala Lumpur	11	11	72	535
W.P. Labuan	2	2	11	100
Jumlah / Total	507	507	2,593	20,542

Nota : 1 PDK Kem Syed Sirajuddin telah ditamatkan operasinya pada 25 Mei 2015

Note : 1 PDK Syed Sirajuddin Camp has terminated its operations on May 25, 2015



12. PERKHIDMATAN KAUNSELING/ *Counselling Services*

**JADUAL 12.1 : BILANGAN DAFTAR KES BENGKEL INTERAKTIF YANG DIRUJUK
MENGIKUT SEKSYEN, JANTINA DAN NEGERI, 2015**

Table 12.1 : Number of Cases Referred Interactive Workshop Register by Section, Sex and State, 2015

Negeri / State	Sek. 30 (8) (a)		Sek. 93 (1) (b)		Jumlah		Jumlah Besar Grand Total
	L / M	P / F	L / M	P / F	L / M	P / F	
Johor	3	0	336	23	339	23	362
Kedah	0	1	137	1	137	2	139
Kelantan	5	0	55	4	60	4	64
Melaka	0	0	121	9	121	9	130
Negeri Sembilan	8	9	154	6	162	15	177
Pahang	1	2	241	6	242	8	250
Perak	121	11	322	10	443	21	464
Perlis	0	0	70	2	70	2	72
Pulau Pinang	2	0	53	5	55	5	60
Sabah	1	12	1,303	81	1,304	93	1,397
Sarawak	2	0	0	0	2	0	2
Selangor	20	10	311	7	331	17	348
Terengganu	0	0	116	9	116	9	125
W.P. Kuala Lumpur	0	0	55	2	55	2	57
W.P. Labuan	0	0	12	0	12	0	12
Jumlah / Total	163	45	3,286	165	3,449	210	3,659

**JADUAL 12.2 : BILANGAN KES BARU BENGKEL INTERAKTIF YANG DIRUJUK
MENGIKUT JENIS KESALAHAN, JANTINA DAN ETNIK, 2015**

**Table 12.2 : Number of New Cases Referred Interactive Workshop
Register by Types of Offences, Sex and Ethnic, 2015**

Jenis Kesalahan / Type of Offences	Melayu		Cina		India		PSm		PSb		PSw		Lain-lain		Jumlah	
	Malay		Chinese		Indian		PSm		PSb		PSw		Others		Total	
	L M	P F	L M	P F	L M	P F	L M	P F	L M	P F	L M	P F	L M	P F	L M	P F
Harta benda / Property	414	15	27	6	33	8	6	6	85	12	6	6	2	0	573	53
Dadah / Drugs	82	8	10	2	4	0	0	0	53	26	0	0	17	2	166	38
Sabit manusia / People related	21	2	10	0	5	0	0	0	28	2	0	0	1	1	65	5
Kesalahan jantina / Cross-dressing	18	3	1	0	2	0	0	0	11	0	0	0	0	0	32	3
Lalu lintas / Traffic	24	2	7	0	4	0	2	2	2	2	0	0	2	2	41	8
Senjata / Weapon	13	0	6	0	2	0	0	0	52	0	0	0	0	0	73	0
Akta Kesalahan Kecil / Minor Offences Act	3	0	0	0	0	0	0	0	52	0	0	0	0	0	55	0
Berjudi / Gamble	1	0	4	0	0	0	0	0	0	0	0	0	0	0	5	0
Pemeliharaan/Pelindungan / Care / Protection	18	7	18	0	0	0	0	0	1	0	0	0	0	0	37	7
Tidak Terkawal / Out of Controls	1	0	0	0	0	0	0	0	0	0	0	0	0	0	1	0
Lain-Lain / Others	13	4	18	0	2	0	0	0	0	0	0	0	0	0	33	4
Jumlah / Total	608	41	101	8	52	8	8	8	284	42	6	6	22	5	1,081	118

JADUAL 12.3 : PERKHIDMATAN KAUNSELING DAN PSIKOLOGI MENGIKUT JENIS PERKHIDMATAN, BILANGAN KES DAN BILANGAN SESI, 2015

Table 12.3 : Counselling and Psychology Services by Types of Services, Number of Cases and Sessions, 2015

Negeri / State	Perkhidmatan / Services																Jumlah / Total	
	1. Penaksiran Psikologi 1. Psychological Assessment		2. Intervensi Krisis 2. Crisis Intervention		3. Kaunseling Individu 3. Individual Counselling		4. Kaunseling Kelompok 4. Group Counselling		5. Kaunseling Keluarga 5. Family Counselling		6. Kaunseling Perkahwinan 6. Marriage Counselling		7. Tele/E-kaunseling 7. Tele/E-counselling		8. Psiko Pendidikan 8. Psycho Education			
	Bil Kes / No. of cases	Bil Kes / No. of cases	Bil Kes / No. of cases	Bil Kes / No. of cases	Bil Kes / No. of cases	Bil Kes / No. of cases	Bil Kes / No. of cases	Bil Kes / No. of cases	Bil Kes / No. of cases	Bil Kes / No. of cases	Bil Kes / No. of cases	Bil Kes / No. of cases	Bil Kes / No. of cases	Bil Kes / No. of cases	Bil Kes / No. of cases	Bil Kes / No. of cases	Bil Kes / No. of cases	Bil Kes / No. of cases
Johor	3	3	19	21	49	69	0	0	2	4	0	0	2	3	328	356	403	456
Kedah	310	11	42	38	92	97	0	0	1	3	0	0	0	0	2,044	139	2,489	288
Kelantan	0	0	7	7	11	12	0	0	0	0	0	0	0	0	328	12	346	31
Melaka	0	0	26	26	15	23	0	0	0	0	0	0	1	1	633	19	675	69
Negeri Sembilan	72	2	3	3	0	0	0	0	0	0	0	0	0	0	739	38	814	43
Pahang	14	14	94	94	161	187	1	1	11	11	4	4	4	4	1,119	3,136	1,408	3,451
Perak	67	67	63	700	30	35	20	2	13	9	4	2	41	39	7,975	7,690	8,213	8,544
Perlis	0	0	0	0	26	72	0	0	0	0	0	0	0	0	554	45	580	117
Pulau Pinang	14	8	45	45	142	142	2	2	18	18	0	0	18	18	2,389	57	2,628	290
Sabah	13	13	258	198	139	246	0	0	6	6	0	0	2	2	84	0	502	465
Sarawak	10	35	125	79	86	104	0	0	11	12	1	1	1	1	121	5,142	355	5,374
Selangor	9	9	0	0	40	41	14	14	12	12	0	0	2	2	37	13	114	91
Terengganu	9	9	5	9	8	11	0	0	0	0	0	0	0	0	292	233	314	262
W.P Kuala Lumpur	25	25	88	88	100	123	12	2	20	5	4	2	69	69	280	947	598	1,261
W.P Labuan	64	64	50	50	16	32	40	1	21	10	0	0	0	0	368	2	559	159
Jumlah / Total	610	260	825	1,358	915	1,194	89	22	115	90	13	9	140	139	17,291	17,829	19,998	20,901

Nota: Psiko pendidikan turut meliputi aktiviti bimbingan, konsultasi, psikoterapi, bengkel dan seminar.
 Note : Psycho education involves guidance activities, consultation, psychotherapy, workshops and seminars.

JADUAL 12.4 : PENAKSIRAN PSIKOLOGI DAN INTERVENSI PERKHIDMATAN KAUNSELING DAN PSIKOLOGI MENGIKUT JENIS PERKHIDMATAN, BILANGAN KES DAN BILANGAN SESI, 2015

Table 12.4 : Psychological Assessment and Counselling and Psychology Intervention Services by Types of Services, Number of Cases and Session, 2015

Negeri / State	Perkhidmatan / Services																		
	1. Penaksiran Psikologi 1. <i>Psychological Assessment</i>		2. Intervensi Krisis 2. <i>Crisis Intervention</i>		3. Kaunseling Individu 3. <i>Individual Counselling</i>		4. Kaunseling Kelompok 4. <i>Group Counselling</i>		5. Kaunseling Keluarga 5. <i>Family Counselling</i>		6. Kaunseling Perkahwinan 6. <i>Marriage Counselling</i>		7. Tele/E-kaunseling 7. <i>Tele/E-counselling</i>		8. Psiko Pendidikan 8. <i>Psycho Education</i>		Jumlah / Total		
	Bil Kes / No. of cases	Bil Kes / No. of cases	Bil Kes / No. of cases	Bil Kes / No. of cases	Bil Kes / No. of cases	Bil Kes / No. of cases	Bil Kes / No. of cases	Bil Kes / No. of cases	Bil Kes / No. of cases	Bil Kes / No. of cases	Bil Kes / No. of cases	Bil Kes / No. of cases	Bil Kes / No. of cases	Bil Kes / No. of cases	Bil Kes / No. of cases	Bil Kes / No. of cases	Bil Kes / No. of cases	Bil Kes / No. of cases	Bil Kes / No. of cases
Johor	0	0	0	0	0	0	0	0	0	0	0	0	0	0	0	0	0	0	0
Kedah	3	3	3	3	10	10	0	0	0	0	0	0	0	0	315	14	331	30	
Kelantan	0	0	120	120	0	0	0	0	0	0	0	0	0	0	0	0	120	120	
Melaka	0	0	522	522	2	2	15	5	0	0	0	0	0	0	553	8	1,092	537	
Negeri Sembilan	0	0	0	0	0	0	0	0	0	0	0	0	0	0	20	2	20	2	
Pahang	25	25	0	0	0	0	0	0	0	0	0	0	0	0	239	24	264	49	
Perak	14	14	2	2	125	125	24	4	0	0	0	0	5	5	924	49	1,094	199	
Perlis	0	0	0	0	2	2	0	0	0	0	0	0	0	0	0	0	2	2	
Pulau Pinang	0	0	0	0	1	1	0	0	0	0	0	0	0	0	143	3	144	4	
Sabah	1	1	6	6	32	32	0	0	0	0	0	0	13	13	13	0	65	52	
Sarawak	26	26	0	0	0	0	0	0	0	0	0	0	0	0	0	0	26	26	
Selangor	0	0	0	0	11	13	0	0	0	0	0	0	0	0	61	2	72	15	
Terengganu	0	0	0	0	0	0	0	0	0	0	0	0	0	0	7	7	7	7	
W.P Kuala Lumpur	0	0	0	0	9	9	0	0	0	0	0	0	0	0	533	39	542	48	
W.P Labuan	30	30	4	4	4	4	1	1	1	1	0	0	3	3	34	1	77	44	
Jumlah / Total	99	99	657	657	196	198	40	10	1	1	0	0	21	21	2,842	149	3,856	1,135	



13. TAMAN ASUHAN KANAK-KANAK (TASKA)/
Child Care Centre

JADUAL 13.1 : BILANGAN TASKA BERDAFTAR, PENGASUH DAN KANAK-KANAK MENGIKUT NEGERI, 2015

Table 13.1 : Number of Registered Child Care Centre, Child Care Provider and Number of Children by State, 2015

Negeri / State	Pendaftaran (diluluskan) / Registration (approved)	Pengecualian / Exemption	Bil. Pengasuh / No. of Caregivers	Bil. Kanak-kanak / No. of Children		
				0-3	3-4	4-6
Johor	300	3	964	2,350	1,969	413
Kedah	273	-	995	2,509	1,786	259
Kelantan	196	-	536	1,326	818	137
Melaka	123	-	509	1,467	776	271
Negeri Sembilan	183	1	593	1,871	716	461
Pahang	298	-	807	2,967	1,524	328
Perak	314	2	1,272	2,821	2,378	679
Perlis	47	-	134	423	206	62
Pulau Pinang	183	1	772	1,750	2,200	0
Sabah	258	6	1,325	2,708	3,264	349
Sarawak	149	-	646	1,533	1,198	149
Selangor	1,162	5	4,554	9,512	7,407	3,062
Terengganu	236	-	1,562	4,372	3,545	437
W.P. Kuala Lumpur	348	13	843	2,317	1,320	162
W.P. Labuan	19	2	107	208	198	61
Jumlah / Total	4,089	33	15,619	38,134	29,305	6,830
		4,122			74,269	



**14. PUSAT JAGAAN/
*Care Centres***

JADUAL 14.1 : BILANGAN PUSAT JAGAAN BERDAFTAR, BILANGAN PENJAGA DAN BILANGAN PENGHUNI MENGIKUT NEGERI DAN KATEGORI, 2015

*Table 14.1 : Number of Registered Care Centres,
Number of Carer and Residents by State and Category, 2015*

Negeri / State	Pendaftaran (diluluskan) / Registration (approved)	Kategori Pusat Jagaan Category of Daycare				Bil. Penjaga / No. of Guardian			Bil. Penghuni / No. of Residents		
		NGO / NGO	Swasta / Private	Harian / Daycare	Kediaman / Residence	Kanak-Kanak / Children	OKU / PWD's	Orang Tua / Senior Citizen	Kanak-Kanak / Children	OKU / PWD's	Orang Tua / Senior Citizen
Johor	167	38	129	95	72	389	167	198	2,908	1,133	853
Kedah	104	36	68	60	44	254	32	41	2,156	376	139
Kelantan	7	2	5	4	3	46	-	-	369	-	-
Melaka	70	19	51	37	33	187	46	79	1,154	195	339
Negeri Sembilan	94	29	65	52	42	227	60	81	1,452	287	303
Pahang	61	19	45	46	18	165	19	35	1,224	92	233
Perak	254	115	140	114	141	413	319	216	3,730	1,941	1,440
Perlis	11	6	5	2	9	17	6	2	204	16	34
Pulau Pinang	91	25	66	61	30	323	63	111	2,184	304	772
Sabah	7	10	16	17	9	-	-	2	91	-	85
Sarawak	27	1	6	6	1	65	80	32	383	453	92
Selangor	471	125	346	294	177	1,804	249	366	9,858	985	1,273
Terengganu	13	10	3	5	8	51	4	18	426	16	232
WP Kuala Lumpur	95	19	73	66	26	259	124	109	2,128	471	539
WP Labuan	1	-	1	1	-	-	3	-	-	13	-
Jumlah / Total	1,473	454	1,019	860	613	4,200	1,172	1,290	28,267	6,282	6,334
	1,473	1,473		1,473		6,662			40,883		



15. GERAN KEPADA PERTUBUHAN SUKARELA KEBAJIKAN (PSK)/
Grant to Voluntary Welfare Organisations

**JADUAL 15.1 BILANGAN PERTUBUHAN SUKARELA KEBAJIKAN YANG
MENERIMA GERAN BANTUAN MENGIKUT NEGERI, 2015**

Table 15.1 : Number of Grants to Voluntary Welfare Organisations by State, 2015

Negeri / State	Bil PSK / No. of VWO	Penghuni / Resident	Geran / Grant (RM'000)
<i>Kebangsaan / National</i>	25	1,237	7,532
Johor	22	1,283	2,382
Kedah	15	787	1,344
Kelantan	8	444	1,056
Melaka	13	495	794
Negeri Sembilan	15	436	915
Pahang	7	298	582
Perak	25	1,489	3,034
Perlis	7	99	353
Pulau Pinang	26	1,054	2,340
Sabah	2	126	166
Sarawak	7	640	923
Selangor	52	2,045	3,910
Terengganu	9	605	764
W. P Kuala Lumpur	13	547	1,625
W. P Labuan	0	0	-
Jumlah / Total	246	11,585	27,721

JADUAL 15.2 Bilangan Pertubuhan Sukarela Kebajikan Yang Menerima Geran Bantuan Mengikut Kumpulan Sasar Perkhidmatan, 2015

Table 15.2 : Number of Grants to Voluntary Welfare Organisations by Target Groups, 2015

Bil / No.	Kumpulan Sasar / Target Groups	Jumlah PSK / No. of VWO	Penghuni / Resident	Geran / Grant (RM'000)
1	OKU / PWD's	105	4,285	12,277
2	Kanak-Kanak (Anak yatim) / Children (Orphans)	99	5,213	8,464
3	Warga Tua / Senior citizen	25	1,868	3,940
4	Keluarga / Family	12	103	2,826
5	Wanita/ Akhlak/ Lain- lain / Women / Others	5	116	213
	Jumlah / Total	246	11,585	27,721



BAHAGIAN C - PERKHIDMATAN INSTITUSI/
Section C : Institution Services

Jadual 1: Bilangan Penghuni/Pelatih Mengikut Institusi dan Jantina, 2015
Table 1 : Number of Inmates/Trainees by Institution and Sex, 2015

Institusi / Institution		Jantina / Gender		
		L / M	P / F	Jumlah / Total
Asrama Akhlak	AA	123	34	157
Sekolah Tunas Bakti	STB	706	365	1,071
Taman Seri Puteri	TSP	0	125	125
Taman Sinar Harapan	TSH	276	315	591
Pusat Harian Bukit Tunku	PHBT	10	2	12
Pusat Latihan Perindustrian Dan Pemulihan	PLPP	40	30	70
Bengkel Terlindung	BD	61	61	122
Desa Bina Diri	DBD	740	351	1,091
Rumah Kanak-Kanak	RKK	541	570	1,111
Rumah Seri Kenangan	RSK	973	612	1,585
Rumah Ehsan	RE	104	113	217
		3,574	2,578	6,152

Jadual 2: Bilangan Penghuni/Pelatih Mengikut Institusi dan Etnik, 2015
Table 2 : Number of Inmates/Trainees by Institution and Ethnic, 2015

Institusi / Institution	Melayu <i>Malay</i>	Cina <i>Chinese</i>	India <i>Indian</i>	PSm <i>PSm</i>	PSb <i>PSb</i>	PSw <i>PSw</i>	Lain-lain <i>Others</i>	Jumlah <i>Total</i>
Asrama Akhlak	137	6	10	0	0	1	3	157
Sekolah Tunas Bakti	868	31	55	1	62	52	2	1,071
Taman Seri Puteri	82	6	3	0	14	13	7	125
Taman Sinar Harapan	304	181	70	2	1	11	22	591
Pusat Harian Bukit Tunku	8	3	1	0	0	0	0	12
Pusat Latihan Perindustrian Dan Pemulihan	67	1	2	0	0	0	0	70
Bengkel Terlindung	117	2	3	0	0	0	0	122
Desa Bina Diri	517	259	231	8	65	6	5	1,091
Rumah Kanak-Kanak	651	50	131	2	42	45	190	1,111
Rumah Seri Kenangan	791	476	295	2	2	0	19	1,585
Rumah Ehsan	146	43	25	0	0	0	3	217
	3,688	1,058	826	15	186	128	251	6,152



1. ASRAMA AKHLAK (AA)/
Probation Hostel

Jadual 1.1 : Bilangan Penghuni Asrama Akhlak Mengikut Institusi Dan Jantina, 2015

Table 1.1 : Number of Probation Hostel Inmates by Institution and Sex, 2015

Institusi / Institution	Jantina / Gender	
	L / M	P / F
Asrama Pokok Sena	17	0
Asrama Silibin	5	0
Asrama Bukit Baru	17	0
Asrama Rusila	33	0
Asrama Sentosa	14	0
Asrama Paya Terubong	7	0
Asrama Kempas	24	0
Asrama Bahagia (P)	0	21
Asrama Jitra (P)	0	13
Asrama Akhlak Kuching	6	0
Jumlah / Total	123	34
		157

Jadual 1.2 : Bilangan Penghuni Asrama Akhlak Mengikut Kumpulan Etnik dan Jantina, 2015
Table 1.2 : Number of Probation Hostel Inmates by Ethnic Group and Sex, 2015

Negeri / State	Lelaki / Male								Jumlah Total (A)	Perempuan / Female								Jumlah Total (B)	Jumlah Total (A)+(B)
	Melayu Malay	Cina Chinese	India Indian	PSm PSm	PSb PSb	PSw PSw	Lain-lain Others	Melayu Malay		Cina Chinese	India Indian	PSm PSm	PSb PSb	PSw PSw	Lain-lain Others				
Asrama Pokok Sena	17	0	0	0	0	0	0	17	0	0	0	0	0	0	0	0	0	17	
Asrama Silibin	4	0	1	0	0	0	0	5	0	0	0	0	0	0	0	0	0	5	
Asrama Bukit Baru	12	2	1	0	0	0	2	17	0	0	0	0	0	0	0	0	0	17	
Asrama Rusila	32	1	0	0	0	0	0	33	0	0	0	0	0	0	0	0	0	33	
Asrama Sentosa	11	0	3	0	0	0	0	14	0	0	0	0	0	0	0	0	0	14	
Asrama Paya Terubong	6	0	1	0	0	0	0	7	0	0	0	0	0	0	0	0	0	7	
Asrama Bukit Senyum	18	1	4	0	0	0	1	24	0	0	0	0	0	0	0	0	0	24	
Asrama Bahagia (P)	0	0	0	0	0	0	0	0	21	0	0	0	0	0	0	0	21	21	
Asrama Jitra (P)	0	0	0	0	0	0	0	0	11	2	0	0	0	0	0	0	13	13	
Asrama Akhlak Kuching	5	0	0	0	0	1	0	6	0	0	0	0	0	0	0	0	0	6	
Jumlah / Total	105	4	10	0	0	1	3	123	32	2	0	0	0	0	0	0	34	157	

Jadual 1.3 : Bilangan Penghuni Asrama Akhlak Mengikut Kumpulan Umur dan Jantina, 2015
Table 1.3 : Number of Probation Hostel Inmates by Age Group and Sex, 2015

Kumpulan Umur / Age Group	10 - 11 tahun / age	12 - 13 tahun / age	14 - 15 tahun / age	16 - 17 tahun / age	> 18 tahun / age	Jumlah / Total
Lelaki / Male	3	16	44	59	1	123
Perempuan / Female	0	5	15	14	0	34
Jumlah / Total	3	21	59	73	1	157



2. SEKOLAH TUNAS BAKTI (STB)/
Approved School

Jadual 2.1 : Bilangan Penghuni STB Mengikut Institusi Dan Jantina, 2015
Table 2.1 : Number of Approved School Inmates by Institution and Sex, 2015

Institusi / Institution	Jantina / Gender	
	L / M	P / F
STB Jerantut	0	0
STB Kota Kinabalu	0	67
STB Kuching	80	0
STB Teluk Air Tawar	154	0
STB Sungai Besi	340	0
STB Taiping	132	0
STB Sungai Lereh (P)	0	144
STB Miri (P)	0	23
STB Marang (P)	0	131
Jumlah / Total	706	365
	1,071	

Jadual 2.2 : Bilangan Penghuni STB Mengikut Kumpulan Etnik dan Jantina, 2015
Table 2.2 : Number of Approved School Inmates by Ethnic Group and Sex, 2015

Negeri / State	Lelaki / Male							Jumlah Total (A)	Perempuan / Female							Jumlah Total (B)	Jumlah Total (A)+(B)
	Melayu Malay	Cina Chinese	India Indian	PSm PSm	PSb PSb	PSw PSw	Lain-lain Others		Melayu Malay	Cina Chinese	India Indian	PSm PSm	PSb PSb	PSw PSw	Lain-lain Others		
STB Jerantut	0	0	0	0	0	0	0	0	0	0	0	0	0	0	0	0	0
STB Kota Kinabalu	0	0	0	0	0	0	0	0	0	7	1	0	54	5	0	67	67
STB Kuching	37	5	0	0	0	38	0	80	0	0	0	0	0	0	0	0	80
STB Teluk Air Tawar	140	4	10	0	0	0	0	154	0	0	0	0	0	0	0	0	154
STB Sungai Besi	303	6	25	0	2	2	2	340	0	0	0	0	0	0	0	0	340
STB Taiping	119	3	7	1	2	0	0	132	0	0	0	0	0	0	0	0	132
STB Sungai Lereh (P)	0	0	0	0	0	0	0	0	133	1	10	0	0	0	0	144	144
STB Miri (P)	0	0	0	0	0	0	0	0	8	4	0	0	4	7	0	23	23
STB Marang (P)	0	0	0	0	0	0	0	0	128	1	2	0	0	0	0	131	131
Jumlah / Total	599	18	42	1	4	40	2	706	269	13	13	0	58	12	0	365	1,071



3. TAMAN SERI PUTERI (TSP)/
Places of Refuge

Jadual 3.1 : Bilangan Penghuni TSP Mengikut Institusi dan Jantina, 2015
Table 3.1 : Number of Place of Refugee Inmates by Institution and Sex, 2015

Institusi / Institution	Jantina / Gender	
	L / M	P / F
TSP Batu Gajah	0	53
TSP Cheras	0	24
TSP Kota Kinabalu	0	27
TSP Kuching	0	21
Jumlah / Total	0	125
	125	

Jadual 3.2 : Bilangan Penghuni TSP Mengikut Kumpulan Etnik dan Jantina, 2015
Table 3.2 : Number of Place of Refugee Inmates by Ethnic Group and Sex, 2015

Negeri / State	Lelaki / Male							Jumlah Total (A)	Perempuan / Female							Jumlah Total (B)	Jumlah Total (A)+(B)
	Melayu Malay	Cina Chinese	India Indian	PSm PSm	PSb PSb	PSw PSw	Lain-lain Others		Melayu Malay	Cina Chinese	India Indian	PSm PSm	PSb PSb	PSw PSw	Lain-lain Others		
TSP Batu Gajah	0	0	0	0	0	0	0	0	50	1	2	0	0	0	0	53	53
TSP Cheras	0	0	0	0	0	0	0	0	23	1	0	0	0	0	0	24	24
TSP Kota Kinabalu	0	0	0	0	0	0	0	0	1	1	1	0	14	3	7	27	27
TSP Kuching	0	0	0	0	0	0	0	0	8	3	0	0	0	10	0	21	21
Jumlah / Total	0	0	0	0	0	0	0	0	82	6	3	0	14	13	7	125	125



4. TAMAN SINAR HARAPAN (TSH)/
Taman Sinar Harapan

Jadual 4.1 : Bilangan Penghuni TSH Mengikut Institusi dan Jantina, 2015**Table 4.1 : Number of TSH Inmates by Institution and Sex, 2015**

Institusi / Institution	Jantina / Gender	
	L / M	P / F
TSH Jubli	0	73
TSH Tampoi	86	0
TSH Kuala Kubu Bharu	79	129
TSH Kuala Terengganu	23	47
TSH Seremban	48	29
TSH Cheras	1	15
TSH Jitra	39	22
Jumlah / Total	276	315
	591	

Jadual 4.2 : Bilangan Penghuni TSH Mengikut Kumpulan Etnik dan Jantina, 2015
Table 4.2 : Number of TSH Inmates by Ethnic Group and Sex, 2015

Negeri / State	Lelaki / Male							Jumlah Total (A)	Perempuan / Female							Jumlah Total (B)	Jumlah Total (A)+(B)
	Melayu Malay	Cina Chinese	India Indian	PSm PSm	PSb PSb	PSw PSw	Lain-lain Others		Melayu Malay	Cina Chinese	India Indian	PSm PSm	PSb PSb	PSw PSw	Lain-lain Others		
TSH Jubli	0	0	0	0	0	0	0	0	27	32	14	0	0	0	0	73	73
TSH Tampoi	31	36	15	0	0	3	1	86	0	0	0	0	0	0	0	0	86
TSH Kuala Kubu Bharu	45	26	6	0	0	0	2	79	55	50	20	2	0	2	0	129	208
TSH Kuala Terengganu	20	1	0	0	0	1	1	23	26	17	2	0	0	1	1	47	70
TSH Seremban	41	3	2	0	1	0	1	48	21	4	1	0	0	3	0	29	77
TSH Cheras	1	0	0	0	0	0	0	1	9	4	2	0	0	0	0	15	16
TSH Jitra	20	6	5	0	0	0	8	39	8	2	3	0	0	1	8	22	61
Jumlah / Total	158	72	28	0	1	4	13	276	146	109	42	2	0	7	9	315	591



5. PUSAT HARIAN BUKIT TUNKU (PHBT)/
Pusat Harian Bukit Tunku

Jadual 5.1 : Bilangan Penghuni Pusat Harian Bukit Tunku Mengikut Jantina, 2015
Table 5.1 : Number of PHBT Inmates by Institution and Sex, 2015

Institusi / Institution	Jantina / Gender	
	L / M	P / F
Pusat Harian Bukit Tunku	10	2
Jumlah / Total	10	2
	12	

Jadual 5.2 : Bilangan Penghuni Pusat Harian Bukit Tunku Mengikut Kumpulan Etnik dan Jantina, 2015
Table 5.2 : Number of PHBT Inmates by Ethnic Group and Sex, 2015

Negeri / State	Lelaki / Male								Jumlah Total (A)	Perempuan / Female								Jumlah Total (B)	Jumlah Total (A)+(B)
	Melayu Malay	Cina Chinese	India Indian	PSm PSm	PSb PSb	PSw PSw	Lain-lain Others	Melayu Malay		Cina Chinese	India Indian	PSm PSm	PSb PSb	PSw PSw	Lain-lain Others				
Pusat Harian Bukit Tunku	6	3	1	0	0	0	0	10	2	0	0	0	0	0	0	0	2	12	
Jumlah / Total	6	3	1	0	0	0	0	10	2	0	0	0	0	0	0	0	2	12	



6. PUSAT LATIHAN PERINDUSTRIAN DAN PEMULIHAN (PLPP)

Jadual 6.1 : Bilangan Pelatih PLPP yang Menjalani Latihan Mengikut Jantina, 2015

Table 6.1 : Number of PLPP Trainees Training by Sex, 2015

Institusi / Institution	Jantina / Gender	
	L / M	P / F
PLPP	40	30
Jumlah / Total	40	30
	70	

Jadual 6.2 : Bilangan Pelatih PLPP Yang Menjalani Latihan Mengikut Kumpulan Etnik dan Jantina, 2015

Table 6.2 : Number of PLPP Trainees Training by Ethnic Group and Sex, 2015

Negeri / State	Lelaki / Male								Jumlah Total (A)	Perempuan / Female						Jumlah Total (B)	Jumlah Total (A)+(B)
	Melayu Malay	Cina Chinese	India Indian	PSm PSm	PSb PSb	PSw PSw	Lain-lain Others	Melayu Malay		Cina Chinese	India Indian	PSm PSm	PSb PSb	PSw PSw	Lain-lain Others		
PLPP	38	1	1	0	0	0	0	40	29	0	1	0	0	0	0	30	70
Jumlah / Total	38	1	1	0	0	0	0	40	29	0	1	0	0	0	0	30	70

Jadual 6.3 : Bilangan Kemasukan dan Tamat Latihan Pelatih PLPP Mengikut Kumpulan Etnik dan Jantina, 2015

Table 6.3 : Number of Admission and Complete Training of PLPP Trainees by Ethnic Group and Sex, 2015

Negeri / State	Lelaki / Male								Jumlah Total (A)	Perempuan / Female						Jumlah Total (B)	Jumlah Total (A)+(B)
	Melayu Malay	Cina Chinese	India Indian	PSm PSm	PSb PSb	PSw PSw	Lain-lain Others	Melayu Malay		Cina Chinese	India Indian	PSm PSm	PSb PSb	PSw PSw	Lain-lain Others		
Kemasukan	53	2	2	0	0	0	0	57	33	0	1	0	0	0	0	34	91
Keluaran	15	1	1	0	0	0	0	17	4	0	0	0	0	0	0	4	21



7. BENGKEL TERLINDUNG (BD)/
Shelter Workshop

Jadual 7.1 : Bilangan Penghuni Bengkel Terlindung Mengikut Institusi dan Jantina, 2015
Table 7.1 : Number of Shelter Workshop Inmates by Institution and Sex, 2015

Institusi / Institution	Jantina / Gender	
	L / M	P / F
Bengkel Daya Klang	23	33
Bengkel Daya S. Petani	38	28
Jumlah / Total	61	61
	122	

Jadual 7.2 : Bilangan Penghuni Bengkel Terlindung Mengikut Kumpulan Etnik dan Jantina, 2015
Table 7.2 : Number of Shelter Workshop Inmates by Ethnic Group and Sex, 2015

Negeri / State	Lelaki / Male								Jumlah Total (A)	Perempuan / Female								Jumlah Total (B)	Jumlah Total (A+B)
	Melayu Malay	Cina Chinese	India Indian	PSm PSm	PSb PSb	PSw PSw	Lain-lain Others	Melayu Malay		Cina Chinese	India Indian	PSm PSm	PSb PSb	PSw PSw	Lain-lain Others				
Bengkel Daya Klang	22	1	0	0	0	0	0	23	32	0	1	0	0	0	0	33	56		
Bengkel Daya S. Petani	35	1	2	0	0	0	0	38	28	0	0	0	0	0	0	28	66		
Jumlah / Total	57	2	2	0	0	0	0	61	60	0	1	0	0	0	0	61	122		



8. DESA BINA DIRI (DBD)/
Desa Bina Diri

Jadual 8.1 : Bilangan Penghuni Desa Bina Diri Mengikut Institusi dan Jantina, 2015
Table 8.1 : Number of DBD Inmates by Institution and Sex, 2015

Institusi / Institution	Jantina / Gender	
	L / M	P / F
Desa Bina Diri Kota Kinabalu	71	5
Desa Bina Diri Kuching	5	6
Desa Bina Diri Jerantut	375	0
Desa Bina Diri Mersing	263	328
Pusat Sehenti Bina Diri Sg. Buloh	26	12
Jumlah / Total	740	351
	1,091	

Jadual 8.2 : Bilangan Penghuni Desa Bina Diri Mengikut Kumpulan Etnik dan Jantina, 2015
Table 8.2 : Number of DBD Inmates by Ethnic Group and Sex, 2015

Negeri / State	Lelaki / Male							Jumlah Total (A)	Perempuan / Female							Jumlah Total (B)	Jumlah Total (A)+(B)
	Melayu Malay	Cina Chinese	India Indian	PSm PSm	PSb PSb	PSw PSw	Lain-lain Others		Melayu Malay	Cina Chinese	India Indian	PSm PSm	PSb PSb	PSw PSw	Lain-lain Others		
Desa Bina Diri Kota Kinabalu	0	15	1	0	55	0	0	71	0	0	0	0	5	0	0	5	76
Desa Bina Diri Kuching	0	2	0	0	0	3	0	5	3	1	0	0	0	1	1	6	11
Desa Bina Diri Mersing	151	52	60	0	0	0	0	263	169	85	72	0	0	0	2	328	591
Desa Bina Diri Jerantut	185	99	89	0	0	0	2	375	0	0	0	0	0	0	0	0	375
Pusat Sehenti Bina Diri Sg. Buloh	5	4	5	6	4	2	0	26	4	1	4	2	1	0	0	12	38
Jumlah / Total	341	172	155	6	59	5	2	740	176	87	76	2	6	1	3	351	1,091



9. RUMAH KANAK-KANAK (RKK)/
Children's Home

Jadual 9.1 : Bilangan Penghuni RKK Mengikut Institusi dan Jantina, 2015
Table 9.1 : Number of Children's Home Inmates by Institution and Sex, 2015

Institusi / Institution	Jantina / Gender	
	L / M	P / F
RKK Cheras	107	59
RKK Kuala Kangsar	92	66
PPKK	40	0
RBL Melaka	80	0
RKK Taman Bakti	75	56
RKK Kuantan	0	0
RKK Penor	47	87
RKK Kota Kinabalu	46	38
RKK Arau	0	71
RKK Kuching	27	62
RKK Rembau	0	95
RP Kanak-Kanak Johor	14	20
RKK Mini Kelantan	13	16
Jumlah / Total	541	570
		1,111

Jadual 9.2 : Bilangan Penghuni RKK Mengikut Kumpulan Etnik dan Jantina, 2015
Table 9.2 : Number of Children's Home Inmates by Ethnic Group and Sex, 2015

Negeri / State	Lelaki / Male								Jumlah Total (A)	Perempuan / Female								Jumlah Total (B)	Jumlah Total (A)+(B)
	Melayu Malay	Cina Chinese	India Indian	PSm PSm	PSb PSb	PSw PSw	Lain-lain Others	Melayu Malay		Cina Chinese	India Indian	PSm PSm	PSb PSb	PSw PSw	Lain-lain Others				
RKK Cheras	67	1	17	0	0	0	22	107	34	1	10	0	0	0	14	59	166		
RKK Kuala Kangsar	51	5	13	0	0	0	23	92	45	1	11	0	0	0	9	66	158		
RBL Melaka	31	4	2	0	0	0	3	40	0	0	0	0	0	0	0	0	40		
PPPK Serendah	45	5	15	0	3	0	12	80	0	0	0	0	0	0	0	0	80		
RKK Taman Bakti	52	0	4	0	0	0	19	75	27	2	10	0	0	0	17	56	131		
RKK Kuantan	-	-	-	-	-	-	-	0	-	-	-	-	-	-	-	0	0		
RKK Penor	33	1	4	1	1	1	6	47	63	1	14	1	0	2	6	87	134		
RKK Kota Kinabalu	1	2	2	0	20	0	21	46	0	2	2	0	18	0	16	38	84		
RKK Arau	0	0	0	0	0	0	0	0	56	1	12	0	0	0	2	71	71		
RKK Kuching	7	4	0	0	0	14	2	27	17	13	0	0	0	28	4	62	89		
RKK Rembau	0	0	0	0	0	0	0	0	74	5	13	0	0	0	3	95	95		
RP Kanak-Kanak Johor	10	1	0	0	0	0	3	14	11	1	0	0	0	0	8	20	34		
RKK Mini Kelantan	13	0	0	0	0	0	0	13	14	0	2	0	0	0	0	16	29		
Jumlah / Total	310	23	57	1	24	15	111	541	341	27	74	1	18	30	79	570	1,111		



10. RUMAH SERI KENANGAN (RSK)/
Rumah Seri Kenangan

Jadual 10.1 : Bilangan Penghuni RSK Mengikut Institusi dan Jantina, 2015
Table 10.1 : Number of RSK Inmates by Institution and Sex, 2015

Institusi / Institution	Jantina / Gender	
	L / M	P / F
RSK Bedong	183	90
RSK Cheng	83	72
RSK Cheras	102	83
RSK Pengkalan Chepa	63	55
RSK Johor Bahru	222	106
RSK Kangar	62	66
RSK Seremban	-	-
RSK Taiping	96	69
RSK Tanjung Rambutan	162	71
Jumlah / Total	973	612
	1,585	

Jadual 10.2 : Bilangan Penghuni RSK Mengikut Kumpulan Etnik dan Jantina, 2015
Table 10.2 : Number of RSK Inmates by Ethnic Group and Sex, 2015

Negeri / State	Lelaki / Male								Jumlah Total (A)	Perempuan / Female						Jumlah Total (B)	Jumlah Total (A)+(B)
	Melayu Malay	Cina Chinese	India Indian	PSm PSm	PSb PSb	PSw PSw	Lain-lain Others	Melayu Malay		Cina Chinese	India Indian	PSm PSm	PSb PSb	PSw PSw	Lain-lain Others		
RSK Bedong	83	52	48	0	0	0	0	183	50	24	16	0	0	0	0	90	273
RSK Cheng	46	22	14	1	0	0	0	83	45	15	12	0	0	0	0	72	155
RSK Cheras	54	28	17	0	2	0	1	102	55	15	12	0	0	0	1	83	185
RSK Pengkalan Chepa	41	17	4	1	0	0	0	63	44	8	3	0	0	0	0	55	118
RSK Johor Bahru	98	84	40	0	0	0	0	222	52	25	23	0	0	0	6	106	328
RSK Kangar	29	22	10	0	0	0	1	62	40	10	13	0	0	0	3	66	128
RSK Seremban	-	-	-	-	-	-	-	0	-	-	-	-	-	-	-	0	0
RSK Taiping	33	41	20	0	0	0	2	96	38	19	12	0	0	0	0	69	165
RSK Tanjung Rambutan	57	63	39	0	0	0	3	162	26	31	12	0	0	0	2	71	233
Jumlah / Total	441	329	192	2	2	0	7	973	350	147	103	0	0	0	12	612	1,585



11. RUMAH EHSAN (RE)/
Rumah Ehsan

Jadual 11.1 : Bilangan Penghuni Rumah Ehsan Mengikut Institusi dan Jantina, 2015

Table 11.1 : Number of RE Inmates by Institution and Sex, 2015

Institusi / Institution	Jantina / Gender	
	L / M	P / F
Rumah Ehsan Kuala Kubu Bharu	56	61
Rumah Ehsan Dungun	48	52
Jumlah / Total	104	113
		217

Jadual 11.2 : Bilangan Penghuni Rumah Ehsan Mengikut Kumpulan Etnik dan Jantina, 2015

Table 11.2 : Number of RE Inmates by Ethnic Group and Sex, 2015

Negeri / State	Lelaki / Male							Jumlah Total (A)	Perempuan / Female							Jumlah Total (B)	Jumlah Total (A)+(B)
	Melayu Malay	Cina Chinese	India Indian	PSm PSm	PSb PSb	PSw PSw	Lain-lain Others		Melayu Malay	Cina Chinese	India Indian	PSm PSm	PSb PSb	PSw PSw	Lain-lain Others		
Rumah Ehsan Kuala Kubu Bharu	24	21	9	0	0	0	2	56	41	11	9	0	0	0	0	61	117
Rumah Ehsan Dungun	35	8	4	0	0	0	1	48	46	3	3	0	0	0	0	52	100
Jumlah / Total	59	29	13	0	0	0	3	104	87	14	12	0	0	0	0	113	217